



We have been making snowboards for over thirty years. Every season we strive to capture the feeling of being strapped in. It's fun. It's freeing. It's intoxicating.

With our 2020 product collection, we set out to capture those feelings, and put our pen to paper to create innovative product stories, modern and unique graphic stories, and encompassing brand stories that echo those emotions.

We set out to create products that are built with a purpose, and spent countless time obsessing over every detail. Obsessing over the perfect boot fit, obsessing over the perfect ratchet click, and obsessing over the perfect sidecut. The sidecut that helps make that perfect turn, the perfect turn we obsess with making.

This collection is a reflection of our obsession. Of days spent thinking, tinkering, and testing. Of trial and error, learning from our mistakes, and creating product that we believe comes from an authentic desire to further the experience. These products are crafted from the minds of snowboarders - from obsessed humans who are focused and fixated on capturing the feeling that bonds us all together. That feeling of strapping in.

TEAM RIDERS

Jake Kuzyk
 Tim Eddy
 Leanne Pelosi
 Matt Belzile
 Pat Moore
 Curtis Ciszek
 Mark Wilson
 Jody Wachniak
 Yo Amagai
 Levi Luggen
 Antti Jussila
 Melissa Riitano
 Parker Szumowski
 Kennedy Deck
 Gabe Ferguson
 Johnny Brady
 Daisuke Watanabe
 & Many More

TABLE OF CONTENTS

Top Stories	2-7
Men's Freeride	8-12
Men's Freestyle	13-15
Women's Freeride	16-18
Women's Freestyle	19
Enjoyer's Collection	20-22
Splitboarding	23-25
Men's Bindings	26-29
Women's Bindings	30-31
Convenience Bindings	32-33
Men's Boots	34-41
Women's Boots	42-46
Clicker™	47
Youth Product	48-51
Bags & Accessories	52-59
Rental	60-64
Helmet	65-69
Snowboard Technology & Specs	70-75
Binding Technology & Specs	76-77
Boot Technology & Specs	78-81
Thank you & Notes	82-83

ALCHEMIST



PREMIUM

When we developed the Alchemist, we didn't just want it to be "nice". No, we wanted it to embody "premium" in every sense of the world. Snophobic topsheet, Spectral Braid, Power Forks™, Bambooyah™ Pro Core - we built a luxurious ride that lives up to the demands of our Team. We also added a Carbon Infused 5500 Sintered Base to make it, well, even more premium.



INSTRUMENT



The turn's best friend. We set out to build a board that just feels right the moment your strap it to your feet, and landed right side up with the Instrument.



SPELLCASTER



Demanded and tested by The Alliance™ - the Spellcaster is as tough as the women that ride it and specializes in Banishing Weakness.



LIEN AT



MERIDIAN



FORMULA



MAYSIS



KINSLEY



BOUNDARY



K2


K2

MEN'S FREERIDE



ALL NEW ALCHEMIST

A powerhouse, through and through. The Alchemist was truly developed hand-in-hand with our team, testing n' tweaking each iteration of the design until we landed on a rugged construction that stacks up to their daily abuse, and a good looking shape that's nimble and easy to maneuver. Built using the most premium materials, we've packed the Alchemist with our new Bambooyah™ Pro Core with SpaceGlass™, Carbon Power Forks, Carbon Infused 5500 Sintered Race base, and K2's Spectral Braid - truly making it the pillar of the K2 Freeride Collection.



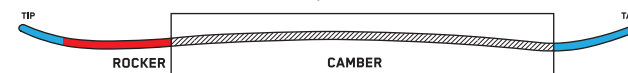
KEY FEATURES

Directional Camber Profile, Bambooyah™ Pro Core, Triax Glass, Spectral Braid, SpaceGlass™, Carbon Power Fork, Carbon Infused 5500 Sintered Base, 2x4 Inserts

CONSTRUCTION



SHAPE | BASELINE



SIZE CM	EFF. EDGE CM	TIP/WAIST/TAIL MM	SIDECUT M	STANCE IN	SETBACK IN	WT RANGE LBS	WT RANGE KG
157	119	29.7 - 25.0 - 29.1	7.8	21"	0.75"	120 - 200+	54 - 91+
160	122	30.1 - 25.3 - 29.5	8.0	22"	0.75"	130 - 230+	59 - 104+
163	124	30.5 - 25.6 - 29.9	8.1	23"	0.75"	130 - 230+	59 - 104+
159w	122	31.1 - 26.3 - 30.5	8.0	22"	0.75"	130 - 230+	59 - 104+
164w	124	31.5 - 26.6 - 30.9	8.1	23"	0.75"	130 - 230+	59 - 104+

ALL NEW MANIFEST TEAM


The input that we get from our riders drives the direction of our product line, and we went straight to the source to add a couple pro level tweaks to the team favorite Manifest. The Manifest Team references a shape, construction, and camber profile that our Team trusts daily, and we've upgraded it with a faster-than-hell 5500 Carbon Infused Race Base and our all-new Bambooyah™ Pro Core backed by a 5 year warranty against breakages.




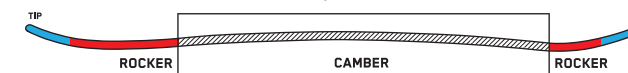
KEY FEATURES

Directional Combination Camber Profile, Bambooyah™ Pro Core, ICG™ 20 Triax Glass, Carbon DarkWeb™, Carbon Infused 5500 Sintered Base, 2x4 Inserts

CONSTRUCTION



SHAPE | BASELINE



SIZE CM	EFF. EDGE CM	TIP/WAIST/TAIL MM	SIDECUT M	STANCE IN	SETBACK IN	WT RANGE LBS	WT RANGE KG
153	117	29.0 - 24.8 - 29.0	8.6	20"	0.50"	120 - 190+	54 - 86+
156	119	29.4 - 25.0 - 29.4	8.7	21"	0.50"	130 - 200+	59 - 91+
159	122	29.7 - 25.2 - 29.7	8.8	21"	0.50"	130 - 210+	59 - 95+
162	124	30.0 - 25.4 - 30.0	8.9	22"	0.50"	130 - 210+	59 - 95+
157W	119	30.3 - 26.0 - 30.3	8.7	21"	0.50"	130 - 200+	59 - 91+
160W	122	30.7 - 26.2 - 30.7	8.8	21"	0.50"	130 - 210+	59 - 95+
164W	127	31.2 - 26.4 - 31.2	8.9	22"	0.50"	140 - 230+	64 - 104+

MANIFEST

A directional twin that answers the call, no matter the terrain or conditions. The Manifest feels equally at home on groomers as it does in deep snow as it does in the park. We've discovered the perfect blend of flex, width, and sidecut to engineer that out performs any terrain it rides. Packed full of K2's Carbon DarkWeb™, our Bambooyah™ Core, tip to tail Integrated Carbon Glass, and a Sintered 4000 base, we fully feel that the Manifest is a feature-packed-quiver-killer.



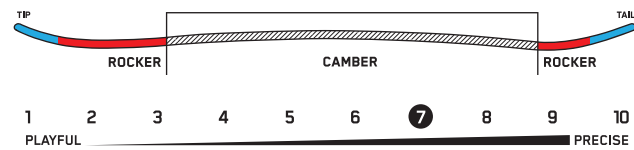
KEY FEATURES

Directional Combination Camber Profile, Bambooyah™ Core, ICG™ 20 Triax Glass, Carbon DarkWeb™, Sintered 4000 Base, 2x4 Inserts

CONSTRUCTION



SHAPE | BASELINE



SIZE CM	EFF. EDGE CM	TIP/WAIST/TAIL MM	SIDECUT M	STANCE IN	SETBACK IN	WT RANGE LBS	WT RANGE KG
153	117	29.0 - 24.8 - 29.0	8.6	20"	0.50"	120 - 190+	54 - 86+
156	119	29.4 - 25.0 - 29.4	8.7	21"	0.50"	130 - 200+	59 - 91+
159	122	29.7 - 25.2 - 29.7	8.8	21"	0.50"	130 - 210+	59 - 95+
162	124	30.0 - 25.4 - 30.0	8.9	22"	0.50"	130 - 210+	59 - 95+
157W	119	30.3 - 26.0 - 30.3	8.7	21"	0.50"	130 - 200+	59 - 91+
160W	122	30.7 - 26.2 - 30.7	8.8	21"	0.50"	130 - 210+	59 - 95+
164W	127	31.2 - 26.4 - 31.2	8.9	22"	0.50"	140 - 230+	64 - 104+

ALL NEW INSTRUMENT


The turn's best friend. The Instrument is a mid-flexing Directional ride that's a little bit wider underfoot that specializes in floating in powder, charging through chop, and laying trenches on groomers. Our Bambooyah™ Core, Carbon Torque Forks™, and durable Sintered 4000 Base are the key players in this member of our Freeride Collection.



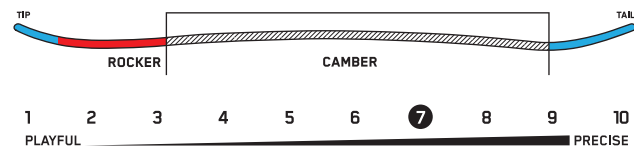
KEY FEATURES

Directional Camber Profile, Bambooyah™ Core, ICG™ 10 Biax Glass with Carbon, Carbon Torque Forks™, Sintered 4000 Base, 2x4 Inserts

CONSTRUCTION




SHAPE | BASELINE



SIZE CM	EFF. EDGE CM	TIP/WAIST/TAIL MM	SIDECUT M	STANCE IN	SETBACK IN	WT RANGE LBS	WT RANGE KG
151	114	30.1 - 25.4 - 29.1	7.6	21"	0.75"	110 - 180+	50 - 82+
154	117	30.5 - 25.7 - 29.5	7.7	21"	0.75"	120 - 190+	54 - 86+
157	119	30.9 - 26.0 - 29.9	7.9	22"	0.75"	120 - 200+	54 - 91+
160	122	31.3 - 26.3 - 30.3	8.0	22"	0.75"	130 - 210+	59 - 95+
163	124	31.7 - 26.6 - 30.7	8.2	23"	0.75"	140 - 230+	64 - 104+

BROADCAST

The classics never die. Through all the wavy edge experiments, rocker profile tweaks, and wild shape designs, classic camber and predictable performance have endured the test of time. We lean on our tried and true BAP Core, ICG™ carbon integrated fiberglass, and super fast Sintered 4000 base on the construction of the Broadcast to create a board that delivers a familiar and confidence-boosting feel for riding all terrain.



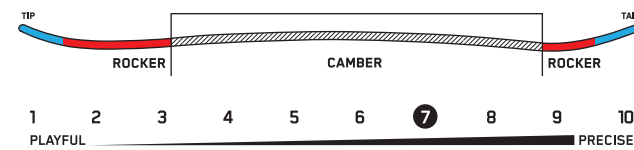
KEY FEATURES

Directional Combination Camber Profile, BAP Core, ICG™ 10 Biax Glass with Carbon, Sintered 4000 Base, 2x4 Inserts

CONSTRUCTION



SHAPE | BASELINE



SIZE CM	EFF. EDGE CM	TIP/WAIST/TAIL MM	SIDECUT M	STANCE IN	SETBACK IN	WT RANGE LBS	WT RANGE KG
153	117	28.9 - 24.6 - 28.6	7.9	21"	0.75"	120 - 200+	54 - 91+
156	119	29.2 - 24.8 - 28.9	8.0	22"	0.75"	120 - 200+	54 - 91+
159	122	29.6 - 25.0 - 29.3	8.1	22"	0.75"	130 - 230+	59 - 104+
162	125	29.9 - 25.2 - 29.6	8.2	23"	0.75"	130 - 230+	59 - 104+
158w	122	30.9 - 26.3 - 30.6	8.1	22"	0.75"	130 - 230+	59 - 104+
163w	125	31.3 - 26.6 - 31.0	8.2	23"	0.75"	130 - 230+	59 - 104+

RAYGUN POP

The Raygun POP features a Directional Combination Camber Profile for stability on any terrain. Ten tip-to-tail carbon fiber stringers give that "just right" flex that meets the mark for responsiveness and snap, and our Aspen Core strikes the perfect balance between weight, liveliness, and durability.



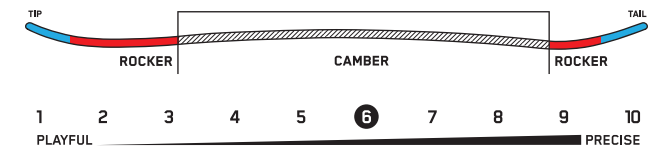
KEY FEATURES

Directional Combination Camber Profile, Aspen Core, ICG™ 10 Biax Glass, Extruded 2000 Base, 2x4 Inserts

CONSTRUCTION



SHAPE | BASELINE



SIZE CM	EFF. EDGE CM	TIP/WAIST/TAIL MM	SIDECUT M	STANCE IN	SETBACK IN	WT RANGE LBS	WT RANGE KG
150	117	28.2 - 24.2 - 28.2	7.5	20"	0.75"	110 - 180+	50 - 82+
153	117	28.7 - 24.5 - 28.7	7.9	21"	0.75"	120 - 190+	54 - 86+
156	119	28.8 - 24.7 - 28.8	8.0	22"	0.75"	120 - 190+	54 - 86+
159	122	29.1 - 24.9 - 29.1	8.1	22"	0.75"	130 - 200+	59 - 91+
162	125	29.5 - 25.1 - 29.5	8.2	23"	0.75"	130 - 220+	59 - 100+
157w	119	30.3 - 26 - 30.3	8.0	22"	0.75"	130 - 220+	59 - 100+
160w	122	30.7 - 26.3 - 30.7	8.1	22"	0.75"	130 - 220+	59 - 100+
164w	127	31.3 - 26.6 - 31.3	8.2	23"	0.75"	140 - 230+	64 - 104+

RAYGUN

The Raygun offers premium tech without the price tag. Flat between the inserts for easy turning, edge-to-edge goodness, the Raygun comes packed with a lightweight Aspen Core and ten tip-to-tail carbon stringers to give you that "just right" combination of flex, responsiveness, and snap.



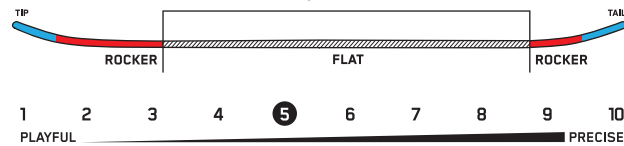
KEY FEATURES

Directional Rocker Profile, Aspen Core, ICG™ 10 Biax Glass with Carbon, Extruded 2000 Base, 2x4 Inserts

CONSTRUCTION



SHAPE | BASELINE



SIZE CM	EFF. EDGE CM	TIP/WAIST/TAIL MM	SIDECUT M	STANCE IN	SETBACK IN	WT RANGE LBS	WT RANGE KG
150	117	28.2 - 24.2 - 28.2	7.5	20"	0.75"	110 - 180+	50 - 82+
153	117	28.7 - 24.5 - 28.7	7.9	21"	0.75"	120 - 190+	54 - 86+
156	119	28.8 - 24.7 - 28.8	8.0	22"	0.75"	120 - 190+	54 - 86+
159	122	29.1 - 24.9 - 29.1	8.1	22"	0.75"	130 - 200+	59 - 91+
162	125	29.5 - 25.1 - 29.5	8.2	23"	0.75"	130 - 220+	59 - 100+
157w	119	30.3 - 26 - 30.3	8.0	22"	0.75"	130 - 220+	59 - 100+
160w	122	30.7 - 26.3 - 30.7	8.1	22"	0.75"	130 - 220+	59 - 100+
164w	127	31.3 - 26.6 - 31.3	8.2	23"	0.75"	140 - 230+	64 - 104+

STANDARD

The K2 Standard sets the bar for performance and durability for those who are just getting into snowboarding or are finally pulling the trigger on their first snowboard purchase. This is the easiest turning board in the line—flat between the bindings and a directional profile with a Catch-Free™ Tune are the perfect combination for linking up turns or tracking into mellow park features.



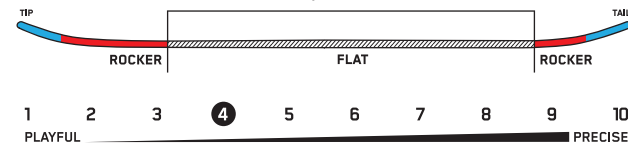
KEY FEATURES

Directional Rocker Profile, Aspen Core, Biax Glass, Extruded 2000 Base, Catch-Free™ Tune, 2x4 Inserts

CONSTRUCTION



SHAPE | BASELINE



SIZE CM	EFF. EDGE CM	TIP/WAIST/TAIL MM	SIDECUT M	STANCE IN	SETBACK IN	WT RANGE LBS	WT RANGE KG
147	117	28.7 - 24.5 - 28.7	7.9	20"	0.75"	110 - 190+	50 - 86+
152	119	29.0 - 24.7 - 29.0	8.0	21"	0.75"	120 - 200+	54 - 91+
155	122	29.3 - 24.9 - 29.3	8.1	21"	0.75"	120 - 200+	54 - 91+
158	124	29.7 - 25.1 - 29.7	8.2	22"	0.75"	130 - 210+	59 - 95+
156w	122	30.6 - 26.2 - 30.6	8.1	21"	0.75"	130 - 210+	59 - 95+
159w	127	31.3 - 26.5 - 31.3	8.2	22"	0.75"	130 - 220+	59 - 100+
163w	130	31.7 - 26.8 - 31.7	8.3	23"	0.75"	140 - 230+	64 - 104+

MEDIUM

Jake Kuzyk has high standards, and we've developed the Medium to match those standards and compliment his approach to the hill. The pinnacle of our freestyle collection comes complete with a cambered profile and Ollie Bar™ to give it loads of pop, Carbon DarkWeb™ for edge-to-edge quickness, two types of fiberglass for power transfer and response, and a durable as hell Sintered 4000 base.



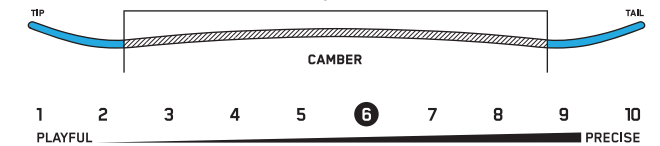
KEY FEATURES

Twin Camber Profile, BAP Core, Triax Glass, Carbon DarkWeb™, Ollie Bar™, Sintered 4000 Base, 2x4 Inserts

CONSTRUCTION



SHAPE | BASELINE



SIZE CM	EFF. EDGE CM	TIP/WAIST/TAIL MM	SIDECUT M	STANCE IN	SETBACK IN	WT RANGE LBS	WT RANGE KG
149	117	28.6 - 24.4 - 28.6	7.7	21"	CENTERED	110 - 190+	50 - 86+
152	119	28.9 - 24.5 - 28.9	7.8	21"	CENTERED	120 - 190+	55 - 86+
155	122	29.2 - 24.7 - 29.2	7.9	22"	CENTERED	130 - 200+	59 - 91+
157	124	29.9 - 24.9 - 29.6	8.0	22"	CENTERED	130 - 210+	59 - 95+
159	127	29.9 - 25.1 - 29.9	8.1	23"	CENTERED	150+	68+
154w	122	30.4 - 25.9 - 30.4	7.9	22"	CENTERED	140 - 230+	64 - 104+
158w	124	30.7 - 26.1 - 30.7	8.0	22"	CENTERED	150+	68+
160w	127	31.1 - 26.3 - 31.1	8.1	23"	CENTERED	160+	73+



BOTTLE ROCKET

The mid-wide Bottle Rocket is the go to stick for method poking, side hit mashing, and white room slashing all over the resort. We baked in 20 tip-to-tail carbon stringers, placed K2's pre-cambered Ollie Bar™ tech in-between the bindings for pop and a playful flex, and our Carbon Torque Forks™ deliver precision power transfer to the edges.



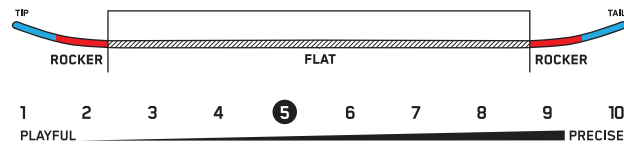
KEY FEATURES

Twin Rocker Profile, BAP Core, ICG™ 20 Triax Glass with Carbon, Ollie Bar™, Carbon Torque Forks™, Sintered 4000 Base, 2x4 Inserts

CONSTRUCTION



SHAPE | BASELINE



SIZE CM	EFF. EDGE CM	TIP/WAIST/TAIL MM	SIDECUT M	STANCE IN	SETBACK IN	WT RANGE LBS	WT RANGE KG
148	112	29.8 - 25.7 - 29.8	7.4	21"	CENTERED	110 - 180+	50 - 82+
152	114	30.1 - 25.9 - 30.1	7.5	22"	CENTERED	120 - 190+	54 - 86+
156	117	30.4 - 26.1 - 30.4	7.6	22"	CENTERED	120 - 220+	54 - 100+
160	119	30.8 - 26.3 - 30.8	7.7	23"	CENTERED	130 - 230+	59 - 104+

AFTERBLACK

A team favorite in the parks and in the streets, the Afterblack utilizes our Carbon DarkWeb™ and triax fiberglass to provide quick response and snap, and just a touch of rocker in the tips to create a ride that's equally predictable and pressable. The Sintered 4000 base provides a fast and durable layer of protection between obstacles and the core of the most versatile twin in our line.



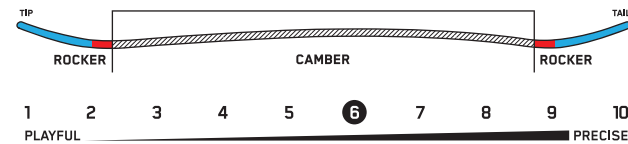
KEY FEATURES

Twin Combination Camber Profile, BAP Core, Triax Glass, Carbon DarkWeb™, Sintered 4000 Base, 2x4 Inserts

CONSTRUCTION



SHAPE | BASELINE



SIZE CM	EFF. EDGE CM	TIP/WAIST/TAIL MM	SIDECUT M	STANCE IN	SETBACK IN	WT RANGE LBS	WT RANGE KG
149	112	28.9 - 25.0 - 28.9	8.0	20"	CENTERED	110 - 180+	50 - 82+
151	115	29.2 - 25.1 - 29.2	8.1	21"	CENTERED	120 - 190+	54 - 86+
154	117	29.5 - 25.2 - 29.5	8.1	21"	CENTERED	120 - 190+	54 - 86+
157	119	29.8 - 25.4 - 29.8	8.2	22"	CENTERED	130 - 200+	59 - 91+
160	122	30.1 - 25.7 - 30.1	8.2	22"	CENTERED	130 - 220+	59 - 100+
156W	119	30.5 - 26.1 - 30.5	8.1	21"	CENTERED	130 - 220+	59 - 100+
159W	121	30.9 - 26.3 - 30.9	8.2	22"	CENTERED	130 - 230+	59 - 104+

WWW

Perhaps the most well known K2 board in the line, the World Wide Weapon is the time tested jib and park stick that takes a licking and keeps on ticking. With a focus on durability, pop, and playfulness, we feature a p-tex top sheet, an ultra-light all aspen core, and a combination camber twin profile perfect for sliding rails and jibbing in your favorite park or the streets.



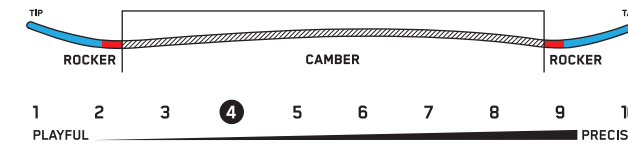
KEY FEATURES

Twin Combination Camber Profile, Aspen Core, Biax Glass, Extruded 2000 Base, 2x4 Inserts


CONSTRUCTION



SHAPE | BASELINE



SIZE CM	EFF. EDGE CM	TIP/WAIST/TAIL MM	SIDECUT M	STANCE IN	SETBACK IN	WT RANGE LBS	WT RANGE KG
144	106	28.2 - 24.5 - 28.2	7.5	19"	CENTERED	110 - 180+	50 - 82+
148	110	28.6 - 24.7 - 28.6	7.6	20"	CENTERED	120 - 190+	54 - 86+
152	114	29.0 - 24.9 - 29.0	7.7	21"	CENTERED	120 - 190+	54 - 86+
156	118	29.4 - 25.1 - 29.4	7.8	22"	CENTERED	130 - 200+	59 - 91+
151w	113	30.1 - 26.0 - 30.1	7.7	22"	CENTERED	120 - 190+	54 - 86+
154w	116	30.4 - 26.2 - 30.4	7.8	22"	CENTERED	130 - 200+	59 - 91+
157w	119	30.7 - 26.4 - 30.7	7.9	23"	CENTERED	130 - 200+	59 - 91+



WOMEN'S FREERIDE

OUTLINE

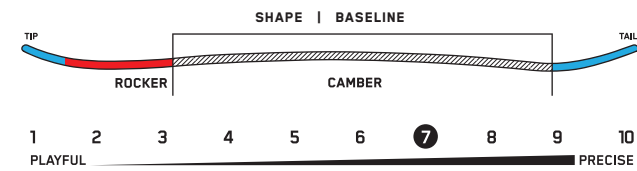

The Outline balances freestyle and freeride snowboarding with its Directional Camber Profile, twin sidecut, and medium flex. We packed this ride full of premium features like our women's specific Rhythm Core™, Honeycomb™ between the feet to reduce weight, Carbon Torque Forks™ in the tip and tail to aid in response and reduce chatter, and tip tail carbon stringers.



KEY FEATURES

Directional Camber Profile, Rhythm™ Core, ICG™ 10 Biax Glass with Carbon, Honeycomb™, Carbon Torque Forks™, Sintered 4000 Base, 2x4 Inserts

CONSTRUCTION



SIZE CM	EFF. EDGE CM	TIP/WAIST/TAIL MM	SIDECUT M	STANCE IN	SETBACK IN	WT RANGE LBS	WT RANGE KG
146	114	28.1 - 24.1 - 28.1	7.4	19"	0.75"	100 - 170+	45 - 77+
149	117	28.2 - 24.2 - 28.2	7.5	20"	0.75"	110 - 180+	50 - 82+
154	119	28.5 - 24.5 - 28.5	7.9	21"	0.75"	110 - 190+	50 - 86+

WILDHEART

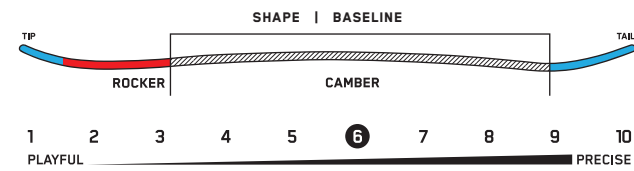
A dream in the deep stuff, and consistently exceeding the expectations on groomers, side hits, and tight lines through the woods. We start with our women's specific Rhythm Core™, wrap it with a biax glass, added Carbon Torque Forks™ to increase response and reduce chatter, and round it out with our Sintered 4000 base to create a durable freeride snowboard that simply excels in a variety of conditions.



KEY FEATURES

Directional Camber Profile, Rhythm™ Core, ICG™ 10 Biax Glass with Carbon, Carbon Torque Forks™, Sintered 4000 Base, 2x4 Inserts

CONSTRUCTION



SIZE CM	EFF. EDGE CM	TIP/WAIST/TAIL MM	SIDECUT M	STANCE IN	SETBACK IN	WT RANGE LBS	WT RANGE KG
141	102	29.0 - 25.0 - 28.0	6.8	19"	0.75"	90 - 160+	41 - 73+
146	107	29.7 - 25.5 - 28.7	7	20"	0.75"	100 - 170+	45 - 77+
151	112	30.5 - 26 - 29.5	7.2	21"	0.75"	110 - 190+	50 - 86+

COLD SHOULDER

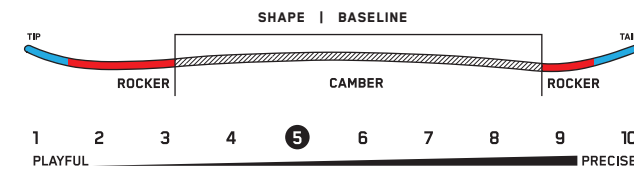
The Cold Shoulder is a high-performance all-mountain cruiser with a friendly flex, a little grit, and a LOT of attitude. Packed full of features like our tip to tail ICG™ stringers, a fast Sintered 4000 base, and a combination cambered profile, this board was built to handle anything you put in front of it. Feeling like you need to quit your job and move to your favorite resort town? Us too.



KEY FEATURES

Directional Combination Camber Profile, Rhythm™ Core, ICG™ 10 Biax Glass with Carbon, Sintered 4000 Base, 2x4 Inserts

CONSTRUCTION



SIZE CM	EFF. EDGE CM	TIP/WAIST/TAIL MM	SIDECUT M	STANCE IN	SETBACK IN	WT RANGE LBS	WT RANGE KG
144	104	27.7 - 23.6 - 27.4	7.8	19"	0.75"	90 - 160+	41 - 73+
147	107	28.1 - 23.9 - 27.8	7.8	19"	0.75"	100 - 170+	45 - 77+
150	110	28.5 - 24.3 - 28.2	7.8	20"	0.75"	100 - 170+	45 - 77+
153	117	28.9 - 24.6 - 28.6	7.9	21"	0.75"	120 - 200+	54 - 91+

ALL NEW DREAMSICLE

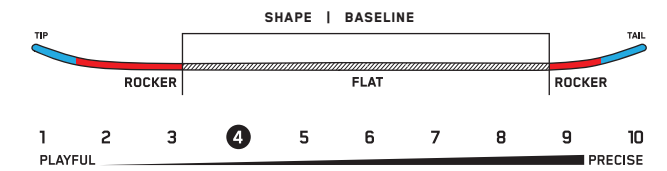
Confidence boosting, lively, and predictable - three words we can use to sum up the all-new Dreamsicle. Built around our women's-specific Rhythm™ Core, with our ICG™ 10 Carbon Integrated Glass for response and chatter reduction, and a Directional Rocker Profile to help make edge to edge-to-edge transitions a breeze and reduce fatigue when it gets deep out there.



KEY FEATURES

Directional Rocker Profile, Rhythm™ Core, ICG™ 10 Biax Glass with Carbon, Extruded 2000 Base, 2x4 Inserts


CONSTRUCTION



SIZE CM	EFF. EDGE CM	TIP/WAIST/TAIL MM	SIDECUT M	STANCE IN	SETBACK IN	WT RANGE LBS	WT RANGE KG
138	108	27.5 - 23.7 - 27.5	7.1	18"	0.75"	90 - 160+	41 - 73+
142	111	27.9 - 23.9 - 27.9	7.3	19"	0.75"	90 - 160+	41 - 73+
146	112	28.4 - 24.1 - 28.4	7.4	19"	0.75"	100 - 170+	45 - 77+
149	114	28.4 - 24.2 - 28.4	7.5	20"	0.75"	100 - 170+	45 - 77+
153	122	28.9 - 24.5 - 28.9	7.8	21"	0.75"	110 - 190+	50 - 86+

FIRST LITE

The First Lite is specifically built to complement and enhance the on-hill experience for new and progressing snowboarders. Designed to instill confidence, the First Lite features a Twin Rocker Profile with a beveled Catch-Free™ Tune, a lightweight Aspen Core, and a stable yet forgiving fiberglass construction that feels right from the moment you strap in.



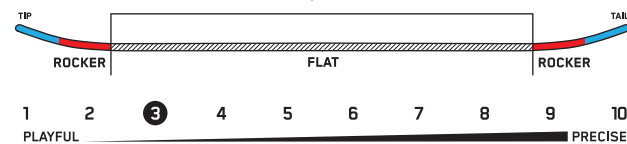
KEY FEATURES

Twin Rocker Profile, Aspen Core, Biax Glass, Extruded 2000 Base, Catch-Free™ Tune, 2x4 Inserts

CONSTRUCTION



SHAPE | BASELINE



SIZE CM	EFF. EDGE CM	TIP/WAIST/TAIL MM	SIDECUT M	STANCE IN	SETBACK IN	WT RANGE LBS	WT RANGE KG
138	108	27.3 - 23.2 - 27.3	7.1	18"	CENTERED	90 - 160+	41 - 73+
142	111	27.6 - 23.4 - 27.6	7.3	19"	CENTERED	90 - 160+	41 - 73+
146	116	28.0 - 23.6 - 28.0	7.5	19"	CENTERED	100 - 170+	45 - 77+
150	119	28.3 - 23.8 - 28.3	7.7	20"	CENTERED	100 - 170+	45 - 77+
154	121	28.6 - 24.0 - 28.6	7.9	20"	CENTERED	110 - 190+	50 - 86+



WOMEN'S FREESTYLE

ALL NEW SPELLCASTER

Sorcery? Hell yeah! The Spellcaster was designed with the help of The Alliance™ and packed full of tech to help it live up to their demands. A predictable sidecut, classic freestyle outline, and Combination Camber Profile work in perfect harmony with our Rhythm™ Core, Carbon DarkWeb™, and Sintered 4000 Base to complete the package. Don't trust us, trust The Alliance™, the magic is real.



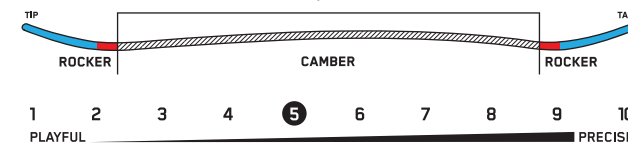
KEY FEATURES

Twin Combination Camber Profile, Rhythm™ Core, Triax Glass, Carbon DarkWeb™, Sintered 4000 Base, 2x4 Inserts

CONSTRUCTION



SHAPE | BASELINE



SIZE CM	EFF. EDGE CM	TIP/WAIST/TAIL MM	SIDECUT M	STANCE IN	SETBACK IN	WT RANGE LBS	WT RANGE KG
140	108	27.9 - 24.1 - 27.9	7.2	18"	CENTERED	90 - 160+	41 - 73+
144	110	28.3 - 24.2 - 28.3	7.3	19"	CENTERED	90 - 160+	41 - 73+
147	113	28.6 - 24.4 - 28.6	7.4	19"	CENTERED	100 - 170+	45 - 77+
149	116	28.9 - 24.6 - 28.9	7.5	20"	CENTERED	100 - 170+	45 - 77+
152	118	29.2 - 24.8 - 29.2	7.6	21"	CENTERED	110 - 190+	50 - 86+

LIME LITE

Pop, press, repeat. We reworked the Lime Lite for the F20 collection to give it a bit more flex and forgiveness, while retaining its devotion to snowboarding's next generation. We focused on maneuverability, weight, and durability, hand selecting the finest materials to compliment this construction; our women's-specific Rhythm™ core, a true twin shape, and a low-maintenance base.



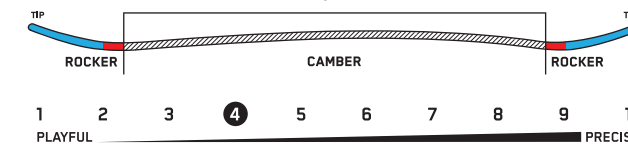
KEY FEATURES

Twin Combination Camber Profile, Rhythm™ Core, Biax Glass, Extruded 2000 Base, 2x4 Inserts

CONSTRUCTION



SHAPE | BASELINE



SIZE CM	EFF. EDGE CM	TIP/WAIST/TAIL MM	SIDECUT M	STANCE IN	SETBACK IN	WT RANGE LBS	WT RANGE KG
138	109	27.2 - 23.6 - 27.2	7.2	19"	CENTERED	90 - 160+	41 - 73+
142	112	27.5 - 23.8 - 27.5	7.3	19"	CENTERED	90 - 160+	41 - 73+
146	114	27.8 - 24 - 27.8	7.4	20"	CENTERED	100 - 170+	45 - 77+
149	117	28.4 - 24.2 - 28.4	7.5	20"	CENTERED	100 - 170+	45 - 77+
153	119	28.5 - 24.4 - 28.5	7.6	21"	CENTERED	110 - 190+	50 - 86+



ENJOYER'S COLLECTION

ALL NEW
NISEKO PLEASURES

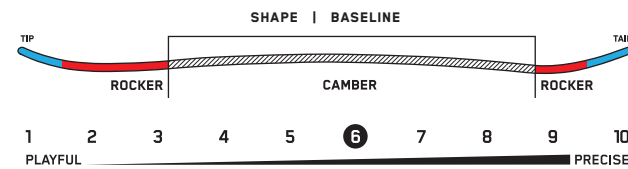
The goal was simple; work with Yo Amagai to build the best possible tool for riding in Niseko - debatably the Holy Gail of terrain and snowfall. We leant on our Simple Pleasures shape, with a torsionally softer flex to compliment the low-angle terrain, an updated camber profile to help turn initiation and glide in powder, a smoothly polished sidewall and a carbon infused base for a drag-free smooth glide.



KEY FEATURES

Directional Combination Camber Profile, Bambooyah™ Core, Biax Glass, Volume Shift™, Carbon Infused 5500 Sintered Base, 2x4 Inserts

CONSTRUCTION



SIZE CM	EFF. EDGE CM	TIP/WAIST/TAIL MM	SIDECUT M	STANCE IN	SETBACK IN	WT RANGE LBS	WT RANGE KG
151	112	30.9 - 26.1 - 28.7	7.4	20"	0.75"	110 - 190+	50 - 86+
156	117	32.1 - 27.1 - 29.9	7.7	21"	0.75"	130 - 230+	59 - 104+

SIMPLE PLEASURES

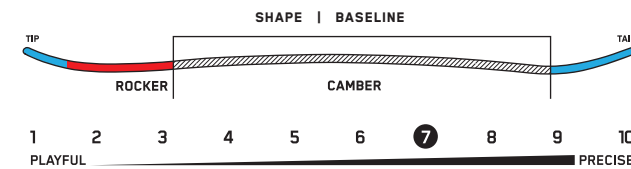
Wide where it matters and quick on edge, the Simple Pleasures features an exaggerated tip shape and plenty of taper to weave your way through every obstacle on the mountain. Shaped to excel in pow and constructed to take on anything in it's path - THIS is the board for blasting through chunder, trenching curves on corduroy, and entering the white room day-in and day-out.



KEY FEATURES

Directional Camber Profile, Bambooyah™ Core, Biax Glass, Volume Shift™, Sintered 4000 Base, 2x4 Inserts

CONSTRUCTION



SIZE CM	EFF. EDGE CM	TIP/WAIST/TAIL MM	SIDECUT M	STANCE IN	SETBACK IN	WT RANGE LBS	WT RANGE KG
151	112	30.9 - 26.1 - 28.7	7.4	20"	0.75"	110 - 190+	50 - 86+
156	117	32.1 - 27.1 - 29.9	7.7	21"	0.75"	130 - 230+	59 - 104+

OVERBOARD

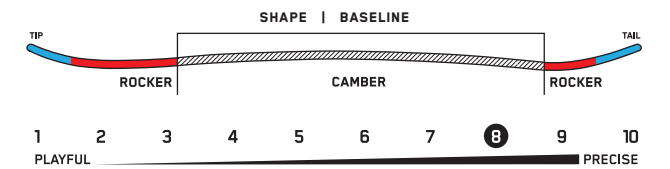
Size does matter, and the Overboard only comes in one, big! 165cm in length, and 44mm of taper give this board a maneuverable feel rarely experienced on a board this length. We've packed it with tech, by integrating carbon stringers into fiberglass atop a tri-blend core, we're able to generate a perfect balance of strength, stiffness, weight, and response to this unique ride.



KEY FEATURES

Directional Combination Camber Profile, BAP Core, ICG™ 20 Triax Glass with Carbon, Sintered 4000 Base, 2x4 Inserts

CONSTRUCTION



SIZE CM	EFF. EDGE CM	TIP/WAIST/TAIL MM	SIDECUT M	STANCE IN	SETBACK IN	WT RANGE LBS	WT RANGE KG
165	121.70	32.9 - 26.7 - 28.5	8.8	21"	0.75"	140 - 230+	64 - 104+

COOL BEAN

Short n' wide is how we like it. The wide nose and swallow tail of the Cool Bean gives a whole new feeling to opening it up in alpine bowls, cruising corduroy, or picking lines through the pines. This is the widest board in our collection, meaning toe and heel drag are essentially eliminated for setting rail and trenching out the groomers regardless of boot size.



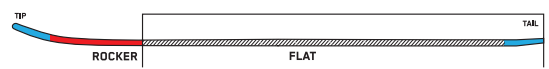
KEY FEATURES

Directional Rocker Profile, BAP Core, Biax Glass, Volume Shift™, Sintered 4000 Base, 2x4 Inserts

CONSTRUCTION



SHAPE | BASELINE



SIZE CM	EFF. EDGE CM	TIP/WAIST/TAIL MM	SIDECUT M	STANCE IN	SETBACK IN	WT RANGE LBS	WT RANGE KG
138	97	31.7 - 27.5 - 29.7	7.3	19"	CUSTOM	100 - 180+	45 - 82+
144	102	33.0 - 28.7 - 31.0	7.4	21"	CUSTOM	120 - 220+	54 - 100+
150	107	33.0 - 28.7 - 31.0	7.9	23"	CUSTOM	140 - 230+	64 - 104+

PARTY PLATTER

Designed to be ridden everywhere, everyday. The Party Platter excels on groomed runs by reducing toe and heel drag and really shines in deep and variable snow due to the increased board-to-snow surface area. We used our Ollie Bar™ for added pop and liveliness for side hits and freestyle riding—add it all up and the result is a snowboard you can consider your all-terrain daily driver.



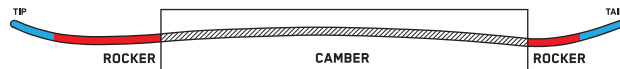
KEY FEATURES

Directional Combination Camber Profile, BAP Core, Biax Glass, Ollie Bar™ Volume Shift™, Sintered 4000 Base, 2x4 Inserts

CONSTRUCTION




SHAPE | BASELINE



SIZE CM	EFF. EDGE CM	TIP/WAIST/TAIL MM	SIDECUT M	STANCE IN	SETBACK IN	WT RANGE LBS	WT RANGE KG
138	95	28.1 - 24.7 - 27.1	7.8	19"	CENTERED	120 - 200+	54 - 91+
142	97	28.9 - 25.4 - 28	7.8	20"	CENTERED	130 - 230+	59 - 104+
147	101	30 - 26.2 - 29	7.8	21"	CENTERED	130 - 230+	59 - 104+
152	104	31 - 27 - 30	7.8	22"	CENTERED	130 - 230+	59 - 104+
157	108	32 - 27.9 - 31	7.8	22"	CENTERED	130 - 230+	59 - 104+

MARAUDER

Splitboarding is truly a unique experience and a whole different way to interact with the environment that snowboarders call home. The Marauder is purpose built to get you into the backcountry utilizing our BAP core, tip-to-tail integrated carbon stringers, and a fully cambered profile that's complemented by early rise rocker in the tip and just a hint in the tail.



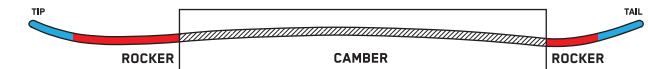
KEY FEATURES

Directional Combination Camber Profile, BAP Core, ICG™ 10 Biax Glass with Carbon, Sintered 4000 Base, Splittrack™ Inserts, Package Complete with Board, Skins, Risers, Hardware, and Mounting Pucks

CONSTRUCTION



SHAPE | BASELINE



SIZE CM	EFF. EDGE CM	TIP/WAIST/TAIL MM	SIDECUT M	STANCE IN	SETBACK IN	WT RANGE LBS	WT RANGE KG
147	108	28 - 23.8 - 27.6	7.7	20"	0.75"	90 - 160+	41 - 73+
151	111	28.6 - 24.2 - 28.2	7.7	21"	0.75"	120 - 190+	54 - 86+
156	115	29.5 - 24.8 - 29.1	7.7	22"	0.75"	120 - 190+	54 - 86+
159	117	29.8 - 25 - 29.4	7.7	22"	0.75"	130 - 210+	59 - 95+
162	119	30.2 - 25.2 - 29.8	7.7	23"	0.75"	130 - 210+	59 - 95+
158w	116	30.4 - 25.6 - 30	7.7	22"	0.75"	130 - 200+	59 - 91+
163w	120	31.4 - 26.4 - 31	7.7	23"	0.75"	130 - 210+	59 - 95+
166w	122	32.1 - 26.9 - 31.7	7.7	23"	0.75"	140 - 230+	64 - 104+

SPLIT BEAN

Powder panic? Never heard of it. The Split Bean checks the boxes again and again as the most fun, nimble, easiest kick-turning splitboard in the game. Flat between the bindings and a float inducing, exaggerated tip-rocker that simply won't allow the nose to dive in deep snow, the Cool Bean is a splitboarding cult classic.



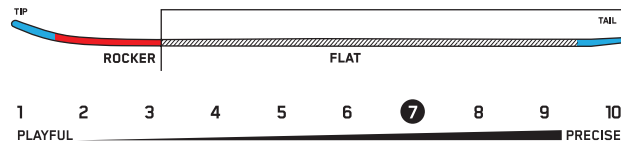
KEY FEATURES

Directional Rocker Profile, BAP Core, Biax Glass, Volume Shift™, Sintered 4000 Base, Splitrack™ Inserts, Package Complete with Board, Skins, Risers, Hardware, and Mounting Pucks

CONSTRUCTION



SHAPE | BASELINE



SIZE CM	EFF. EDGE CM	TIP/WAIST/TAIL MM	SIDECUT M	STANCE IN	SETBACK IN	WT RANGE LBS	WT RANGE KG
144	102	33 - 28.1 - 31	7.5	21"	CUSTOM	130 - 230+	59 - 104+

FAR OUT

Built with backcountry durability, crowd avoidance, and all-day comfort in mind, the Far Out comes outfitted with our lightweight Aluminum Splitboard-Specific Chassis, a quick and easy Pinless Speed-Rail Mounting System, and Tool-less Forward Lean Adjustments with Touring Mode to ensure things are as effortless as possible when out past the gates.



BLACK

KEY FEATURES

Aluminum K2 Splitboard-Specific Chassis, Pinless Speed-Rail Mounting System, Forward Lean Adjustment with Touring Mode, Sender™ Anklestrap, Perfect-Fit™ 2.0 Toe Strap, One-Tool Adjustment



S (4-7.5), M (8-10.5), L (11+)

SWIFT STICK

The Swift Stick is a no-nonsense splitboard pole that fits in your pack. The Swift Stick is a collapsible 4-segment pole that packs down to 13" long, making it the smallest volume splitboard pole on the market. This four-season pole also ships with a tip cap, so you can scope next winter's line, all summer long.



KEY FEATURES

Collapsible 7075 Aluminum Shaft, No-Slip EVA Handle™ Feature Bold™ - Feature Description Sabon Regular, SpeedLink Locking Mechanism

REPLACEMENT SKINS

Trim to fit and toss 'em on your split, The K2 Backside Skins feature the innovative, minimalist design of the Z-Clip system to ensure a strong hold, reduce weight, and make transitions faster than ever.



KEY FEATURES

Z-Clip Attachment, Offset Skin Cutter, Tip Hooks, Tail Clasps

MEN'S BINDINGS



LIEN AT

Whether you're laying down a hard carve, deep in the fluffy stuff, or high above it all, the K2 Lien AT is meant to handle anything you throw at it. Built for the aggressive, all-terrain rider, the Lien AT features a responsive AT Opti Highback, tool-less adjustability, and our customizable Tripod Chassis with LockOut Block to give you top-tier board feel, stability and power transfer.



BLACK

GREY/PAT MOORE

KEY FEATURES

Tunable TriPod™ Chassis with LockOut Block3", Canted Footbed, AT Opti™ Highback, Sender™ Ankle Strap, Perfect Fit™ 2.0 Toe Strap, 100% Tool-Less Adjustment



M (5-9), L (8-12), XL (11-15)

FORMULA

Go anywhere, do anything, the K2 Formula is a jack-of-all-trades binding built to withstand it all. A perennial team favorite, the Formula features our bulletproof and lightweight ProFusion™ Chassis, a comfortable 3 degree canted footbed, and 100% Tool-Less adjustability for on-the-go maintenance for maximum on-hill performance.



BLACK

WHITE

FLAMINGO

BLUE

KEY FEATURES

GF ProFusion™ Chassis, 3" Canted Footbed, AT Nylon Highback, Custom Caddi™ Ankle Strap with Neoprene, Perfect Fit™ 2.0 Toe Strap, 100% Tool-Less Adjustment



M (5-9), L (8-12), XL (11-15)

LINE UP

Blending the lines between freestyle and surf style, the K2 Line Up binding is here to push your tweaking, pressing and slashing abilities to the next level. With our customizable Tripod Chassis and urethane Opti™ Tweekback Highback, the Line Up is the perfect tool for non-stop sunny park laps and laying your hands down on your deepest curve.



BLACK BURGUNDY OFF-WHITE

KEY FEATURES

TriPod™ Chassis, 3° Canted Footbed, Opti™ Tweekback Highback, Bender™ Ankle Strap, Perfect Fit™ 2.0 Toe Strap, 100% Tool-Less Adjustment



M (5-9), L (8-12), XL (11-15)

INDY

All-around performance at a price that won't break the bank, the versatile K2 Indy is primed to take your riding to the next level. The Indy comes jam-packed full of features including our durable ProFusion™ Chassis, a lightweight AT Nylon Highback and 100% Tool-Less adjustability for on-the-go maintenance and ultimate on-hill freedom.



BLACK GREY

KEY FEATURES

PC ProFusion™ Chassis, 3° Canted Footbed, AT Nylon Highback, Custom Caddi™ Ankle Strap, Perfect Fit™ Toe Strap, 100% Tool-Less Adjustment



M (5-9), L (8-12), XL (11-15)

SONIC

A binding that exudes fun and functionality, the K2 Sonic is the preferred tool for the rider looking to polish their skills. With our lightweight, yet durable, ProFusion™ Chassis, our cushy P.I. Ankle Strap, and 100% Tool-less adjustability, the Sonic was engineered to be the ultimate tool for on-hill progression.



BLACK WHITE

KEY FEATURES

PC ProFusion™ Chassis, 3° Canted Footbed AT PC Highback, P.I. Ankle Strap, Perfect Fit™ Toe Strap, 100% Tool-Less Adjustment



M (5-9), L (8-12), XL (11-15)



WOMEN'S BINDINGS

HUE

Stable, durable, and luxurious; the K2 Hue binding is the ultimate, high-performance women's binding that seeks to accompany you on your most aggressive days. Featuring our customizable TriPod™ Chassis with our innovative LockOut Block for additional stability, the Hue is a shade above the rest when it comes to how a premier women's binding should be.



BLACK

KEY FEATURES

Tunable TriPod™ Chassis with LockOut Block, 3° Canted Footbed, AT Nylon Highback, 3D Ankle Strap with Neoprene, Perfect Fit™ 2.0 Toe Strap, 100% Tool-Less Adjustment



M (6-10)

MERIDIAN

Meridian is the name, versatility is its game. Lightweight, comfortable, and durable, the K2 Meridian binding is a Team-favorite overflowing with some of our most reliable and advanced features. With our customizable TriPod™ Chassis to give you unparalleled board flex without sacrificing power transfer, the Meridian is ready to take on any damn thing that you can throw at it.



BLACK



OFF-WHITE



FADE

KEY FEATURES

TriPod™ Chassis, 3° Canted Footbed, StraightUp Tweakback™ Highback, Bender™ Ankle Strap, Perfect Fit™ 2.0 Toe Strap, 100% Tool-Less Adjustment



M (6-10)

BEDFORD

An all-around performer that is perfect for your all-mountain adventure; The K2 Bedford is a mid-flexing binding chock full of features to keep you comfortable all-day long. With our durable A-Line™ Chassis, 3 degree canted footbeds, and our cushy Caddi™ Ankle Strap, the Bedford is prepared for any run, any condition, at any time.



BLACK



GREEN

KEY FEATURES

A-Line™ Chassis, 3° Canted Footbed, AT Polycarbonate Highback, Custom Caddi™ Ankle Strap, Perfect Fit™ Toe Strap, 100% Tool-Less Adjustment



S (3-6), M (6-9), L (9-12)

CASSETTE

Engineered for progression, the K2 Cassette Binding gives riders the perfect blend of comfort and control. With our durable A-Line™ Chassis, 100% Tool-Less adjustability, and our time-tested Performance Tweakback™ Highback, the Cassette is for giving, plush, and primed to explore every part of the mountain.



BLACK



WHITE

KEY FEATURES

A-Line™ Chassis, 3° Canted Footbed, Performance Tweakback™, P.I. Ankle Strap, Perfect Fit™ Toe Strap, 100% Tool-Less Adjustment



S (3-6), M (6-9), L (9-12)



CONVENIENCE BINDINGS

CINCH TS MEN'S

Our most responsive convenience binding, the Cinch TS is ready for whatever the mountain can throw at you. Engineered with an emphasis on all-mountain versatility, the Cinch TS incorporates our patented Tripod Chassis for improved board flex and unparalleled response. Waste no time on top, get to the bottom before everyone else.

KEY FEATURES

Cinch™ Technology, TriPod™ Chassis, 3° Canted Footbed, AT Nylon Highback, Bender™ Ankle Strap, Perfect Fit™ Toe Strap



M (5-9), L (8-12), XL (11-15)



BLACK



WHITE

CINCH TC MEN'S

The Cinch TC is a mid-flexing, convenience binding packed full with some of our most tested and proven features. With a focus on comfort and ease of use, the Cinch TC comes equipped with tool-less adjustability, canted footbeds, and our bulletproof GF Profusion Chassis that still remains as the pinnacle of function and durability.

KEY FEATURES

Cinch™ Technology, GF ProFusion™ Chassis, 3° Canted Footbed, AT Nylon Highback, Custom Caddi™ Ankle Strap, Perfect Fit™ Toe Strap



M (5-9), L (8-12), XL (11-15)



BLACK

CINCH TRYST WOMEN'S

Slip on the K2 Tryst and you'll be riding high in luxury. With the ultimate duo of our patented Cinch Technology and our customizable TriPod™ Chassis to you give you increased natural flex and mobility, the Tryst is the epitome of convenience, comfort, and ease-of-use.

KEY FEATURES

Cinch™ Technology, TriPod™ Chassis, 3° Canted Footbed, AT PolyCarbonate Highback, Bender™ Ankle Strap, Perfect Fit™ Toe Strap



M (6-10), L (9+)



BLACK

MEN'S BOOTS



TARO TAMAI SNOWSURFER

The K2 Taro Tamai Snowsurfer is here to break all the stereotypes for how a softer flexing snowboard boot should be built. With premium materials, a rugged Vibram® RollSole™, and a removable 3-Point Harness to micromanage your fit, the Taro Tamai Snowsurfer exudes a fun, playful, and surfy vibe all in a sophisticated, premium package.



TAN

KEY FEATURES

H4 Coiler Boa® Fit System, TX3 Boa® Rope Lacing, Removable 3-Point Harness, Liner Lacing, Rubber Reinforced Flex Zone Upper with HDR Premium Synthetics, Intuition® Pro Foam 3D Liner with SpaceHeater™, 3D Dual Density Footbed, Vibram® RollSole with Harshmallow™, S' Café™ Coffee Mesh



6-12 (1/2 Sizes 7, 8, 9, 10, 11)

ASPECT

Responsive, beyond rugged, and full of our most premium features, the K2 Aspect is a technical boot with high aspirations. With a heat-radiating, snowcamp-ready, Intuition® Spaceheater™ liner, Boa® Conda™ heel retention system, and a cramp-on compatible Vibram® Mountaineer outsole, the Aspect is ready for the most demanding of missions.



BLACK

KEY FEATURES

Traditional Lacing, Full Grain Leather Upper with Endo™ 2.0, Intuition® Pro Foam 3D Liner with SpaceHeater™, Liner-Lite Snow Camp Ready Coating, Boa® Conda™ Liner Lacing, 3D Dual Density Footbed, Vibram® Mountaineer Outsole



5-13 (1/2 sizes 5,6,7,8,9,10,11)

THRAXIS

Engineered for the most aggressive days, the K2 Thraxis Boot is our most responsive and customizable boot in the line. Complete with a premium line of features like the heat radiating Intuition® SpaceHeater™ liner, a Rubber Reinforced Upper, and three Boa® driven adjustments to ensure a precise fit, the Thraxis is a force to be reckoned with inbounds as well as out past the gates.



BLACK

KEY FEATURES

H4 Coiler Boa Fit System, Rubber Reinforced Flex Zone Upper with Endo™ 2.0, Intuition® Pro Foam, 3D Liner with SpaceHeater™, Boa® Conda™ Liner Lacing, 3D Dual Density Footbed, Vibram® V4 Outsole with Harshmellow™



4-13 (½ Sizes 4, 5, 6, 7, 8, 9, 10, 11)

HOLGATE

The K2 Holgate is a bulletproof, stiffer-flexing boot that pushes the boundaries just as hard as you do. Featuring a Rubber Reinforced Upper with an Articulating Cuff, an Intuition® SpaceHeater™ Liner, and our Boa® Conda™ heel retention system for premium comfort and positioning, the Holgate has all the tools to keep you charging day-in and day-out.



BLACK

KEY FEATURES

H4 Coiler Boa Fit System, Rubber Reinforced Articulating Cuff Upper with Endo™ 2.0, Intuition® Pro Foam 3D Liner with SpaceHeater™, Boa® Conda™ Liner Lacing, 3D Dual Density Footbed, Vibram® V4 Outsole with Harshmellow™



6-13 (½ Sizes 6, 7, 8, 9, 10, 11)

RENIN

The K2 Renin is on the softer side of a mid-flexing boot featuring some of our most dependable and technical features. Outfitted with Boa® Mobility Conda™, an Intuition® Pro Foam 3D Liner, and a Vibram® RollSole™ for increased lateral mobility, the Renin is ready to tweak, ready to slash, and ready keep you juicing all day long.



BLACK



GREEN

KEY FEATURES

H4 Coiler Boa Fit System, TX3 Boa® Rope Lacing, Rubber Reinforced Flex Zone Upper with HDR Premium Synthetics, Intuition® Pro Foam 3D Liner, Boa® Mobility Conda™ Liner Lacing, 3D Dual Density Footbed, Vibram® RollSole Outsole with Harshmellow™



7-13 (½ Sizes 8, 9, 10, 11)

ENDER

Get laced up in something special. The K2 Ender is an all-mountain freestyle boot for the demanding rider that needs something durable for the long haul. With our Vibram® V4 Outsole with Harshmellow™ damping, Intuition® Pro Foam 3D Liner, and our patented Boa® Mobility Conda™ for unrivaled fit and heel hold, the Ender is ready to to have your back through it all.



BROWN

KEY FEATURES

Traditional Lacing, Rubber Reinforced Articulating Cuff Upper with Endo™ 2.0, Boa® Mobility Conda™ Liner Lacing, Intuition® Pro Foam 3D Liner, 3D Dual Density Footbed, Vibram® V4 Outsole with Harshmellow™



7-13 (½ Sizes 8, 9, 10, 11)

MAYSIS & MAYSIS WIDE

The number one selling boot in the world got a facelift. The exterior features an all-new pattern, and a new premium rubber outsole exclusive to K2. Inside, pair a heat-moldable Intuition® Control Foam Liner with our Boa® Conda heel retention system for an unrivaled fit that's incredibly comfortable.



KEY FEATURES

H4 Boa Fit System, Rubber Reinforced Articulating Cuff Upper with Endo™ 2.0, Intuition® Control Foam 3D Liner, Boa® Conda™ Liner Lacing, 3D Formed EVA Footbed, This Grips! Premium Rubber Outsole with Harshmellow™



- Black: 5-15 (½ Sizes 5, 6, 7, 8, 9, 10, 11)
- Grey: 7-13 (½ Sizes 8, 9, 10, 11)
- Olive: 7-13 (½ Sizes 8, 9, 10, 11)
- Realtree®: 7-13 (½ Sizes 8, 9, 10, 11)
- Maysis Wide: 6-13 (½ Sizes 8, 9, 10, 11)

BOUNDARY

Push your boarding to new levels with the K2 Boundary boot. A mid-flexing boot complete with dependable features like a cozy Intuition® Control Foam 3D Liner, 3-Point Harness for support and heel retention, and a H4/M3 Zonal Boa Fit System to micromanage your fit, the Boundary has everything you need to keep you exploring all season long.



KEY FEATURES

H4/M3 Focus Boa Fit System, Articulating Cuff Upper with HDR Premium Synthetics, Intuition® Control Foam 3D Liner, 3-Point Harness Liner Lacing, 3D Formed EVA Footbed, This Grips! Premium Rubber Outsole with Harshmellow™



- Black: 7-13 (½ Sizes 8, 9, 10, 11)
- Brown: 7-13 (½ Sizes 8, 9, 10, 11)
- Party: 7-13 (½ Sizes 8, 9, 10, 11)

LEWISTON

The K2 Lewiston boot features an array of different materials to create a recipe for an incredibly lightweight, mid-flexing, and responsive boot that fits just right. Rubber for performance, phylon for weight reduction, the Lewiston is one of our newest silhouettes and is outfitted with our RollSole™ Outsole for increased lateral mobility and maximum range of motion.



KEY FEATURES

H4 Boa Fit System, Articulating Cuff Upper, Intuition® Control Foam 3D Liner, 3-Point Harness Liner Lacing, 3D Formed EVA Footbed, RollSole™ Outsole



- Grey: 6-15 (½ Sizes 8, 9, 10, 11)
- White: 7-13 (½ Sizes 8, 9, 10, 11)

DARKO

A freestyle staple for over a decade, the K2 Darko is a comfort classic designed to keep you lapping the park all day long. With an Articulating Cuff, an Intuition® Control Foam 3D Liner, and our renowned RollSole™ Outsole for increased mobility and unparalleled tweakability, the Darko continues to be the ultimate weapon for the park and beyond.



KEY FEATURES

Traditional Lacing, Articulating Cuff Upper, Intuition® Comfort Foam 3D Liner, Boa® Mobility Conda™ Liner Lacing, Die-Cut EVA Footbed, RollSole™ Outsole



- Black: 6-13 (½ Sizes 7, 8, 9, 10, 11)
- Grey: 7-13 (½ Sizes 7, 8, 9, 10, 11)
- Burgundy: 7-13 (½ Sizes 7, 8, 9, 10, 11)

RAIDER

With unrivaled out of the box fit, a smooth flex, and durable features, the K2 Raider has all of the components that make a hit with progressing snowboarders year-after-year. Complete with the time-tested Intuition® Comfort Foam 3D Liner, Fast-In Harness, and an easy-to-use Boa® H4 Coiler Fit System, the Raider is equipped for comfort, fun, and progression.



BLACK

GREY

KEY FEATURES

H4 Boa® Fit System, Flex Zone Upper, Intuition® Comfort Foam 3D Liner, Fast-In Liner Lacing System, Die-Cut EVA Footbed, Rubber Light Outsole with Harshmallow™



Black: 6-15 (½ Sizes 8, 9, 10, 11)
 Grey: 7-13 (½ Sizes 8, 9, 10, 11)

ALL NEW ROSKO

A new offering in the K2 boot collection built to deliver premium performance without breaking the bank. The Rosko features unrivaled fit thanks to a heat-moldable Intuition® Comfort Foam Liner, an H4 Boa® Coiler Fit System to easily lock in that perfect fit, and a lightweight PhyLight™ Outsole used to absorb bumps and keep those legs feeling fresh.



BLACK

KEY FEATURES

H4 Boa® Fit System, Articulating Cuff Upper, Intuition® Comfort Foam 3D Liner, Fast-In Liner, Lacing System Die-Cut EVA Footbed, PhyLight™ Outsole



6-15 (½ Sizes 8, 9, 10, 11)

ALL NEW ROSKO LACE

Inspired by freestyle snowboarding and built not to break the bank, the Rosko Lace features a heat-moldable Intuition® Comfort Foam Liner for incredible out of the box fit, an Articulating Cuff to decrease shell distortion on the approach, and a lightweight PhyLight™ outsole to absorb every bump - allowing those legs to last all day and all night.



BLACK

BLUE

KEY FEATURES

Traditional Lacing, Articulating Cuff Upper, Intuition® Comfort Foam 3D Liner, Fast-In Liner Lacing System, Die-Cut EVA Footbed, PhyLight™ Outsole



Black 6-15 (½ Sizes 8, 9, 10, 11)
 Blue 6-13 (½ Sizes 8, 9, 10, 11)

MARKET

The K2 Market Boot was engineered for all-day comfort and on-hill progression at a price that won't break the bank. With posture correcting Die Cut EVA Footbeds, a Comfort Foam EVA Liner that keeps you warm, and a proven, easy-to-use BOA® Fit System, the Market is a no-nonsense, straightforward boot that is built to last.



BLACK

KEY FEATURES

M1 Boa® Fit System, Flex Zone Upper, Comfort Foam EVA Liner, Fast-In Liner Lacing System, Die-Cut EVA Footbed, Low-Pro Outsole



6-14 (½ Sizes 8, 9, 10, 11)

TARO TAMAI SNOWSURFER

The Women's TT Snowsurfer Boot exudes a fun, surfy vibe in a premium package. Complete with a rugged Vibram® RollSole™ for maximum range of motion, an Intuition® SpaceHeater™ Liner to keep your toes toasty, and a removable 3-Point Harness for ultimate fit precision, The TT Snowsurfer is a technical, soft-flexing boot ready to push your carving to the next level.



CHERRY BLOSSOM

KEY FEATURES

H4 Focus Boa® Fit System, TX3 Boa® Rope Lace, Removable 3-Point Harness Liner Lacing, Rubber Reinforced Flex Zone Upper with HDR Premium Synthetics, Intuition® Pro Foam, 3D Liner with SpaceHeater™, 3D Dual Density Footbed, Vibram® RollSole with Harshmellow™



5-8 (½ Sizes 6, 7, 8)

ESTATE

Blending luxury and technology, the K2 Estate is a mid-flexing boot with an unmatched fit. Featuring our Boa® Mobility Conda™ for maximum heel hold, an Intuition® SpaceHeater™ Liner to keep your feet warm, and a Vibram® RollSole™ with Harshmellow™ to give riders increased mobility and vibration dampening, the Estate features top-of-the-line components all in an approachable package.



BLACK

KEY FEATURES

H4 Focus Boa® Fit System, TX3 Boa® Rope Lace, Rubber Reinforced Flex Zone Upper with HDR Premium Synthetics, Intuition® Pro Foam 3D Liner, Boa® Mobility Conda™ Liner Lacing, 3D Dual Density Footbed, Vibram® RollSole Outsole with Harshmellow™



5-10 (½ Sizes 5, 6, 7, 8)

CONTOUR

The most supportive boot in our women's line and packed with a ton of tech, there is a reason why the K2 Contour is an Alliance™ favorite. With an Intuition® Control Foam 3D Liner for supreme comfort, a Boa® Mobility Conda™ for maximum fit precision, and an all new premium rubber outsole, you get a next-level boot prepared to conquer the steepest and deepest.




BLACK



GREY

KEY FEATURES

H4 Boa® Fit System, Flex Zone Upper, Intuition® Control Foam 3D Liner, Boa® Mobility Conda™, 3D Formed EVA Footbed, This Grips! Premium Rubber Outsole with Harshmellow™



Black: 5-11 (½ Sizes 5, 6, 7, 8, 9)
Grey: 5-10 (½ Sizes 5, 6, 7, 8, 9)



WOMEN'S BOOTS

KINSLEY

The K2 Kinsley should be on your radar. With strong attention to detail thanks to a unique H4/M3 Zonal Boa® Fit System, a 3-Point Harness that makes for support and heel retention, and an Intuition® Control Foam 3D Liner that is comfortable working in any environment, the Kinsley loves working with people and its only weakness is maybe that it cares about fit too much.



KEY FEATURES

H4/M3 Focus Boa® Fit System, Articulating Cuff Upper with HDR Premium Synthetics, Intuition® Control Foam 3D Liner, 3-Point Harness Liner Lacing, 3D Formed EVA Footbed, This Grips! Premium Rubber Outsole with Harshmellow™



Black: 5-11 (½ Sizes 5, 6, 7, 8, 9)
White: 5-10 (½ Sizes 5, 6, 7, 8, 9)
Light Blue: 5-10 (½ Sizes 5, 6, 7, 8, 9)

SAPERA

Engineered to be resilient, comfortable and technical, the Sapera is a lightweight, mid-flexing boot that's outfitted with all of the features you know and love. A Roll-Sole™ Outsole for extra mobility, an articulating cuff for uninterrupted fit, and a heat-moldable Intuition® Control Foam 3D Liner to keep you cozy and dry.



KEY FEATURES

H4 Boa® Fit System, Articulating Cuff Upper, Intuition® Control Foam 3D Liner, 3-Point Harness Liner Lacing, 3D Formed EVA Footbed, RollSole™ Outsole



Black: 5-11 (½ Sizes 5, 6, 7, 8, 9)
Party: 5-10 (½ Sizes 5, 6, 7, 8, 9)

ALL NEW COSMO

A new offering in the K2 snowboarding boot collection. The Cosmo pulls it's feature set and approach directly from the heart of snowboard culture. Boa® Mobility Conda™ heel retention, an Intuition® Control Foam 3D liner, and lightweight RollSole™ Outsole all work together to make the Cosmo the perfect tool to keep your progression moving in the park and in the streets.



KEY FEATURES

Traditional Lacing, Articulating Cuff Upper, Intuition® Comfort Foam 3D Liner, Boa® Mobility Conda™, Die-Cut EVA Footbed, RollSole™ Outsole



Black: 5-11 (½ Sizes 5, 6, 7, 8, 9)

HAVEN

The K2 Haven has long been a trusted boot that has an unrivaled out-of-the-box fit. With comfort classics like an Intuition® Comfort Foam 3D Liner and a Harshmellow™ vibration damping midsole, all wrapped up with an easy-to-use H4 Boa® Fit System, the Haven is always a good choice for the up-and-coming ripper.



KEY FEATURES

H4 Boa® Fit System, Flex Zone Upper, Intuition® Comfort Foam 3D Liner, Fast-In Liner Lacing System, Die-Cut EVA Footbed, Rubber Light Outsole with Harshmellow™



Black: 5-11 (½ Sizes 5, 6, 7, 8, 9)
Brown: 5-10 (½ Sizes 5, 6, 7, 8, 9)
Mint: 5-10 (½ Sizes 5, 6, 7, 8, 9)

ALL NEW
BENES

A new offering in the K2 boot collection built to deliver premium performance without breaking the bank. An Intuition® Comfort Foam gives the Benes heat-moldability for an unrivaled fit, an H4 Coiler Boa® Fit System makes on-the-fly adjustments an ease, and the PhyLight™ Outsole keeps this boot lightweight and stylish.



BLACK

KEY FEATURES

H4 Coiler Boa® Fit System, Articulating Cuff Upper, Intuition® Comfort Foam 3D Liner, Fast-In Liner Lacing System, Die-Cut EVA Footbed, PhyLight™ Outsole



5-10 (½ Sizes 5, 6, 7, 8, 9)

BELIEF

Engineered for all-day comfort and on-hill progression, the Belief is a smooth flexing boot that is truly built to last. A heat moldable Comfort Foam EVA Liner combined with a Die Cut EVA Footbed keeps your feet warm and instantly comfortable, while a time-tested and easy-to-use M1 Boa® Fit System keeps things fast and effortless to customize your fit.



BLACK

KEY FEATURES

M1 Boa® Fit System, Flex Zone Upper, Comfort Foam EVA Liner, Fast-In Liner Lacing System, Die-Cut EVA Footbed, Low-Pro Outsole



5-10 (½ Sizes 6, 7, 8)

CLICKER™ BINDING

Tried and true - hands down, the Clicker™ system is the most time-tested step-in system on the market. Built using a burly 7075-T6 Aluminum Chassis, the Clicker™ system provides quick edge to edge response, natural lateral mobility, ease of use, and unrivaled dependability.



KEY FEATURES

7075-T6 Aluminum CLicker™ Chassis, 3° Canted Seamless EVA Footbed, Clicker™ Universal Mini Disc



CLICKER™ COMPASS

Beat your friends to those untouched pockets with the fast, convenient, Clicker™ system. The Compass boot is packed with the best of tech, featuring our Endo™ construction, a Boa® Conda™ heel retention system, and a comfortable, heat-moldable Intuition® Control Foam liner. *Only compatible with Clicker™ binding.



BLACK

KEY FEATURES

H4 Coiler Boa® Fit System, Flexzone Upper with HDR Premium Synthetics, Endo™ 2.0, Intuition® Control Foam 3D Liner, Boa® Conda™ Liner Lacing, 3D Dual Density Footbed, Clicker™ Light Outsole



5-13 (1/2 sizes 5, 6, 7, 8, 9, 10, 11)

VANDAL

Just because this board is shorter than the big guy's doesn't mean we have to skimp on the tech. With its time-tested Twin Rocker Profile and durable Aspen core, the Vandal is forgiving, playful, and finely tuned for progression. A long time favorite of the groms, this board is the perfect companion to accompany the little guy on his journey to the next level.



VANDAL

Built to be forgiving without sacrificing performance, the K2 Vandal binding is the perfect mate of the Vandal board and boot. Complete with our ProFusion™ chassis, 100% tool-less adjustments and our Tweakback™ highback, this binding is ready to rip, ready to take a beating, and ready for fun.



KEY FEATURES

ProFusion™ Chassis, Groms Tweakback™, Tool-Less Bender™ Ankle Strap, Perfect Fit™ Toe Strap, 100% Tool-Less Adjustment



XS (11c-1), S (2-5)

VANDAL

Comfortable, convenient, and full of next level features, the K2 Vandal boot ensures that the groms get the most out of their snowboard boots. With features including an easy-to-use Youth Boa® Fit System and our adjustable Grows-A-Long shims to adapt to the never-ending growth of young snowboarders, the Vandal boot was engineered with the grom's (and parent's) best interest in mind.



KEY FEATURES

Youth Boa® Fit System, Articulating Cuff Upper, Comfort Foam EVA Liner, Die-Cut EVA & Grows-A-Long Shims, Low Pro Outsole



3-7

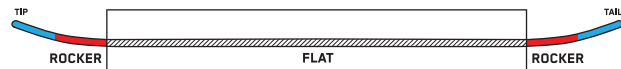
KEY FEATURES

Twin Rocker Profile, Aspen Core, Biax Glass, Extruded 2000 Base, Catch-Free™ Tune, 4x4 Inserts

CONSTRUCTION



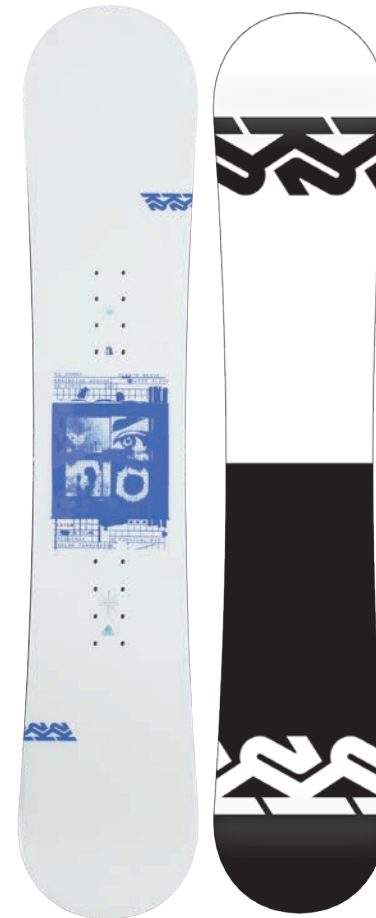
SHAPE | BASELINE



SIZE CM	EFF. EDGE CM	TIP/WAIST/TAIL MM	SIDECUT M	STANCE IN	SETBACK IN	WT RANGE LBS	WT RANGE KG
132	102	27.1 - 23.1 - 27.1	6.2	17"	CENTERED	<120	<54
137	107	27.5 - 23.4 - 27.5	6.6	18"	CENTERED	<130	<59
142	112	28.0 - 23.7 - 28.0	7.0	19"	CENTERED	<130	<59
145w	114	29.1 - 24.7 - 29.1	7.2	20"	CENTERED	<150	<68
148w	117	29.4 - 25.0 - 29.4	7.4	20"	CENTERED	<160	<73

KANDI

A ride that is so sweet under your feet; the K2 Kandi is playful, forgiving and engineered for progression. With our time-tested Twin Rocker profile, durable Aspen core, and predictable sidecut, the K2 Kandi is the perfect solution for the girl grom looking to satisfy her shred craving.



KAT

A binding that performs but forgives, is technical but easy to adjust, and looks great but is made to take a beating. The K2 Kat binding is everything a girl grom would want and more. With 100% tool-less adjustability, our forgivable Tweakback™ highback, and durable A-Line™ Chassis, this binding was diligently engineered with fun, freedom, and progression in mind.



KEY FEATURES

A-Line™ Chassis™, Groms Tweakback™, Tool-Less Bender™ Ankle Strap, Perfect Fit™ Toe Strap, 100% Tool-Less Adjustment



XS (11c-1), S (2-5)

KAT

Comfortable, convenient, and full of next-level features, the K2 Kat boot ensures that the groms get the most out of their snowboard boots. With an easy-to-use Youth Boa® Fit System and our adjustable Grows-A-Long shims to adapt to the never-ending growth of young snowboarders, this boot was engineered with the grom's (and parents') best interest in mind.



KEY FEATURES

Youth Boa® Fit System, Articulating Cuff Upper, Comfort Foam EVA Liner, Die-Cut EVA & Grows-A-Long Shims, Low Pro Outsole



3-7


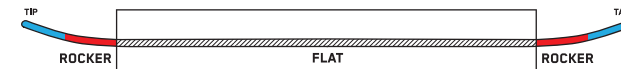
KEY FEATURES

Twin Rocker Profile, Aspen Core, Biax Glass, Extruded 2000 Base, Catch-Free™ Tune, 4x4 Inserts

CONSTRUCTION



SHAPE | BASELINE



SIZE CM	EFF. EDGE CM	TIP/WAIST/TAIL MM	SIDECUT M	STANCE IN	SETBACK IN	WT RANGE LBS	WT RANGE KG
132	102	27.1 - 23.1 - 27.1	6.2	17"	CENTERED	<120	<54
137	107	27.5 - 23.4 - 27.5	6.6	18"	CENTERED	<130	<59
142	112	28.0 - 23.7 - 28.0	7.0	19"	CENTERED	<130	<59
145w	114	29.1 - 24.7 - 29.1	7.2	20"	CENTERED	<150	<68
148w	117	29.4 - 25.0 - 29.4	7.4	20"	CENTERED	<160	<73

MINI TURBO

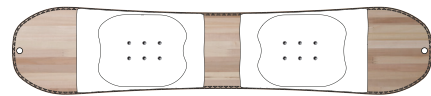
Start 'em young and stoke 'em out. We made sure that the Mini Turbo pivots on a dime and turns like a champ to ease the learning curve on your grom's path down the mountain. A true twin shape with a symmetrical feel helps your grom focus on what's important - having fun!



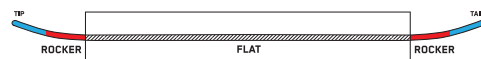
KEY FEATURES

Twin Rocker Profile, Aspen Core, Biax Glass, Extruded 2000 Base, Catch-Free™ Tune, 4x4 Inserts

CONSTRUCTION



SHAPE | BASELINE



SIZE CM	EFF. EDGE CM	TIP/WAIST/TAIL MM	SIDECUT M	STANCE IN	SETBACK IN	WT RANGE LBS	WT RANGE KG
75	56	20.0 - 18.0 - 20.0	6.5	12"	CENTERED	<90	<41
90	68	20.2 - 18.0 - 20.2	7.1	13"	CENTERED	<100	<45
100	75	21.9 - 19.0 - 21.9	7.5	14"	CENTERED	<110	<50
110	83	23.0 - 20.0 - 23.0	7.9	16"	CENTERED	<120	<54
120	90	24.8 - 21.5 - 24.8	8.5	16"	CENTERED	<120	<54
130	98	26.5 - 23.0 - 26.5	9.1	17"	CENTERED	<130	<59

MINI TURBO

Providing tons of fun in a package designed for the future of snowboarding. K2's Mini Turbo Binding is designed for all-day comfort and fits seamlessly with the Mini Turbo Boot and Board. With a focus on ease of use, the Mini Turbos single strap helps with independence, and makes it so the only thing the younger rippers need to worry about is having fun.



KEY FEATURES

Nylon Grom Chassis, Grom Highback, Single Strap, 100% Tool-Less Adjustment



XS (11c-1), S (2-5)

MINI TURBO

The K2 Mini Turbo is packed full of features and tech that gets groms stoked on exploring the entire hill. An easy to use youth Boa® Fit System makes it so the future groms can boot up all by themselves, the Grows-A-Long Shims help with the never-ending growth of young snowboarders, while the Bright Futures™ outsole keeps younger rippers having FUN!



KEY FEATURES

Youth Boa® Fit System, Bright Futures™ Outsole, Die Cut EVA + Grows-A-Long Shims



9k-13k, 1-5

LIL KAT

From their first day on snow to their last run of the day, the Lil Kat simply makes learning and progressing on a snowboard that much easier. We rely on our time tested Catch-Free™ tune on a rocker profile, meaning your little one links turns quicker and easier than ever before.




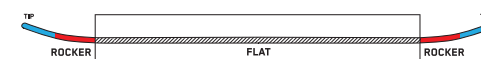
KEY FEATURES

Twin Rocker Profile, Aspen Core, Biax Glass, Extruded 2000 Base, Catch-Free™ Tune, 4x4 Inserts

CONSTRUCTION



SHAPE | BASELINE



SIZE CM	EFF. EDGE CM	TIP/WAIST/TAIL MM	SIDECUT M	STANCE IN	SETBACK IN	WT RANGE LBS	WT RANGE KG
75	56	20.0 - 18.0 - 20.0	6.5	12"	CENTERED	<90	<41
90	68	20.2 - 18.0 - 20.2	7.1	13"	CENTERED	<100	<45
100	75	21.9 - 19.0 - 21.9	7.5	14"	CENTERED	<110	<50
110	83	23.0 - 20.0 - 23.0	7.9	16"	CENTERED	<120	<54
120	90	24.8 - 21.5 - 24.8	8.5	16"	CENTERED	<120	<54
130	98	26.5 - 23.0 - 26.5	9.1	17"	CENTERED	<130	<59

LIL KAT

Providing tons of fun in a package designed for the future of women's snowboarding. The K2 Lil Kat Binding is designed for all-day comfort and fits seamlessly with the Lil Kat Boot and Board. With a focus on ease of use, the single strap helps with independence, and makes it so the only thing your little lady needs to worry about is having fun.



KEY FEATURES

Nylon Grom Chassis, Grom Highback, Single Strap, 100% Tool-Less Adjustment



XS (11c-1), S (2-5)

LIL KAT

The K2 Lil Kat Boot is packed full of features and tech that gets younger snowboarders excited about exploring the entire hill. An easy to use youth Boa® Fit System makes it so the future groms can boot up all by themselves, the Grows-A-Long Shims to help with the never-ending growth of young snowboarders, while the Bright Futures™ outsole keeps the next generation of female rippers having FUN!



KEY FEATURES

Youth Boa® Fit System, Bright Futures™ Outsole, Die Cut EVA + Grows-A-Long Shims



9k-13k, 1-5

BAGS & ACCESSORIES



SNOWBOARD ROLLER BAG

The most premium piece in our bag offering, the K2 Roller Board Bag is the ATV of snowboard bags. Room for multiple boards, outerwear, helmet, and extra whatever-you-need-when-ever-you-need-it. A fully padded, rugged exterior is protection on the road and against baggage-handlers, while a DWR ripstop interior makes loading stuff in and out easy and stress free. Plenty of storage meets plenty of style.

COLOR - Black, Blue

SIZE - Available in 165cm, 175cm

VOLUME - 165cm: 85L, 175cm: 90L

FEATURES - 600D Ripstop Exterior, TPU Coated Bottom, #10 YKK Zippers w/ Accent Pulls, #8 YKK Coated Zipper on Exterior Pocket, Internal/External Cinch, 3 Carry Handles, Luggage Tag Window, Urethane Skate Wheels, Molded Base Plate, Exterior Storage Pocket, Removable Tarpaulin Boot Bag Included



SNOWBOARD PADDED BAG

Protect your ride without draining the bank account. The K2 Padded Board Bag aids in worry-free transportation with padding to protect multiple boards. A padded shoulder strap makes carrying your gear easy as pie, while a rugged exterior allows you to worry about one thing, getting to the hill. This is the ideal mate for light airline travel, day trips by car, and storing your gear during the off-season.

COLOR - Black, Blue

SIZE - Available in 158cm, 168cm

VOLUME - 158cm: 80L, 168cm: 85L

FEATURES - 600D Ripstop Exterior, Tarpaulin Padded Lining, TPU Coated Bottom, #10 YKK Zippers w/ Accent Pulls, #8 YKK Coated Zipper on Exterior Pocket, Padded Shoulder Strap, Internal/External Cinch, 3 Carry Handles, Luggage Tag Window, External Zipper Pocket



SNOWBOARD SLEEVE

The K2 snowboard sleeve is a minimal investment with just the right amount of protection for day trips, off-season storage, and simple organization. Toss this thing in the car, the bed of the truck, or below on the bus without hassle - this burly ripstop exterior makes it so there's only one thing to focus on, getting to the fresh snow before the rest of the crowd.

COLOR - Black, Blue

SIZE - Available in 159cm, 168cm

VOLUME - 158cm: 80L, 168cm: 86L

FEATURES - 600D Ripstop Exterior with PE Backing, #10 YKK Zippers w/ Accent Pulls, #8 YKK Coated Zipper on Exterior Pocket, Padded Shoulder Strap, Luggage Tag Window, Water Resistant Exterior Pocket, 3 Grab Handles



K2 BOOT LOCKER

Keep snowboard boots dry, your goggles safe, and your gear organized with the Boot Locker from K2. Equipped with backpack straps and expandable boot compartment storage to fit one pair of snowboard boots, the Boot Locker lets you keep your gear in one secure spot.

COLORS - Black, Blue

SIZE - One Size

VOLUME - 38L

FEATURES - 600D Ripstop Exterior with PE Backing, Ridgig Tarpaulin Floor, TPU Coated Bottom, #10 YKK Zippers w/ Accent Pulls, Padded Stowable Backpack Straps, Adjustable Waist Strap/Cinch Buckles, 3 Carry Handles, Boot Compartment with Drainage, Helmet & Gear Compartment, Goggle Compartment, Exterior Storage Pocket



K2 BOOT BAG

Toss 'Em.' in. The K2 Boot bag was designed to keep your boots dry and clean on the way to the hill and keep your ride clean on the way home. Trusted zipper pockets give you extra room for spare lenses, boot warmers, or even an afternoon snack.

COLORS - Black, Blue

SIZE - One Size

VOLUME - 35L

FEATURES - 600D Ripstop Exterior with PE Backing, Ridgig Tarpaulin Floor, TPU Coated Bottom, #10 YKK Zippers w/ Accent Pulls, Padded Adjustable Shoulder Strap, Carry Handle, 2 External Side Pockets



K2 BACKPACK

Designed with direct input from our team, the all-new backpack from K2 is packed full of features inside and out. A 600D ripstop exterior keeps your valuables safe and dry, sturdy YKK zippers keep everything locked in, a zippered bottle pocket keeps your hydration secure, and bungee straps hold a layer to keep you hands free.

COLORS - Black, Blue

VOLUME - One Size

VOLUME - 30L

FEATURES - 600D Ripstop Exterior with PE Backing, Padded Back Panel, TPU Coated Top & Bottom, #10 YKK Zippers w/ Accent Pulls, Padded Backpack Straps, Stowable Waist Strap, Adjustable Chest Strap, Dual Compression Straps, Bike Light Clip, Multi Functional Organization Pocket, Zipper Water Bottle Pocket, Exterior Storage Pocket, Padded Laptop Sleeve, Internal Mesh Lid Pocket, Exterior Bungee Stowage



CHAIN LOGO FLEECE

MEN'S
Size - XS, S, M, L, XL
Color - Black, Red, Gold



CHAIN LOGO FLEECE

WOMEN'S
Size - XS, S, M, L, XL
Color - Black, Red, Gold



CHAIN LOGO LS T-SHIRT

MEN'S
Size - S, M, L, XL
Color - Black, Blue



CHAIN LOGO LS T-SHIRT

WOMEN'S
Size - XS, S, M, L, XL
Color - Black, Light Blue



RWB T-SHIRT

MEN'S
Size - S, M, L, XL
Color - White



RWB T-SHIRT

WOMEN'S
Size - S, M, L, XL
Color - White



ENJOYERS T-SHIRT

MEN'S
Size - S, M, L, XL
Color - Black, Grey



OLD SCHOOL BEANIE

UNISEX
Size - One Size
Color - Black/White, Red/White/Blue



KNIT BEANIE

UNISEX
Size - One Size
Color - Black, Red, Royal



NYLON HAT

UNISEX
Size - One Size
Color - Light Blue, Black



5-PANEL HAT

UNISEX
Size - One Size
Color - Black, Red, Blue



CHAIN LOGO SWEATPANT

MEN'S
Size - S, M, L, XL
Color - Black



CHAIN LOGO SWEATPANT

WOMEN'S
Size - S, M, L, XL
Color - Black

BROADCAST RENTAL

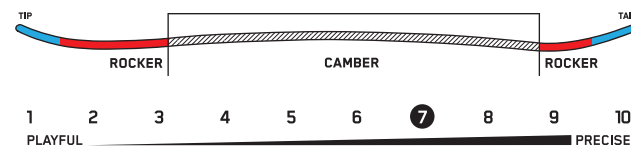


KEY FEATURES
 Directional Combination Camber Profile, BAP Core, ICG™ 10 Biax Glass with Carbon, Integrated Barcodes, Extruded 2000 Base, 2x4 Inserts

CONSTRUCTION



SHAPE | BASELINE



SIZE CM	EFF. EDGE CM	TIP/WAIST/TAIL MM	SIDECUT M	STANCE IN	SETBACK IN	WT RANGE LBS	WT RANGE KG
153	117	28.9 - 24.6 - 28.6	7.9	21"	0.75"	120 - 200+	54 - 91+
156	119	29.2 - 24.8 - 28.9	8.0	22"	0.75"	120 - 200+	54 - 91+
159	122	29.6 - 25.0 - 29.3	8.1	22"	0.75"	130 - 230+	59 - 104+
158w	122	30.9 - 26.3 - 30.6	8.1	22"	0.75"	130 - 230+	59 - 104+
163w	125	31.3 - 26.6 - 31.0	8.2	23"	0.75"	130 - 230+	59 - 104+

RAYGUN RENTAL

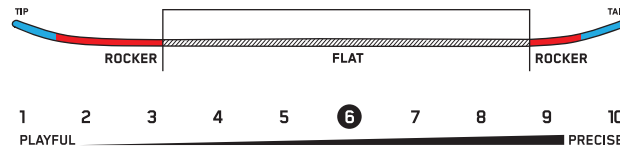


KEY FEATURES
 Directional Rocker Profile, Aspen Core, ICG™ 10 Biax Glass with Carbon, Integrated Barcodes, Extruded 2000 Base, 2x4 Inserts

CONSTRUCTION



SHAPE | BASELINE



SIZE CM	EFF. EDGE CM	TIP/WAIST/TAIL MM	SIDECUT M	STANCE IN	SETBACK IN	WT RANGE LBS	WT RANGE KG
153	117	28.7 - 24.5 - 28.7	7.9	21"	0.75"	120 - 190+	54 - 86+
156	119	28.8 - 24.7 - 28.8	8.0	22"	0.75"	120 - 190+	54 - 86+
159	122	29.1 - 24.9 - 29.1	8.1	22"	0.75"	130 - 200+	59 - 91+
160w	122	30.7 - 26.3 - 30.7	8.1	22"	0.75"	130 - 220+	59 - 100+
164w	127	31.3 - 26.6 - 31.3	8.2	23"	0.75"	140 - 230+	64 - 104+

DREAMSICLE RENTAL

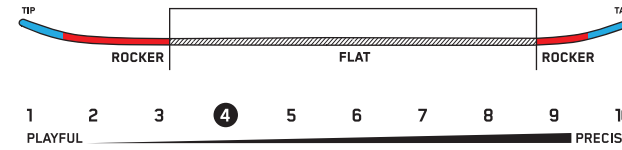


KEY FEATURES
 Directional Rocker Profile, Rhythm™ Core, ICG™ 10 Biax Glass with Carbon, Integrated Barcodes, Extruded 2000 Base, 2x4 Inserts

CONSTRUCTION



SHAPE | BASELINE



SIZE CM	EFF. EDGE CM	TIP/WAIST/TAIL MM	SIDECUT M	STANCE IN	SETBACK IN	WT RANGE LBS	WT RANGE KG
138	108	27.5 - 23.7 - 27.5	7.1	18"	0.75"	90 - 160+	41 - 73+
142	111	27.9 - 23.9 - 27.9	7.3	19"	0.75"	90 - 160+	41 - 73+
146	112	28.4 - 24.1 - 28.4	7.4	19"	0.75"	100 - 170+	45 - 77+
149	114	28.4 - 24.2 - 28.4	7.5	20"	0.75"	100 - 170+	45 - 77+

ADULT/YOUTH RENTAL

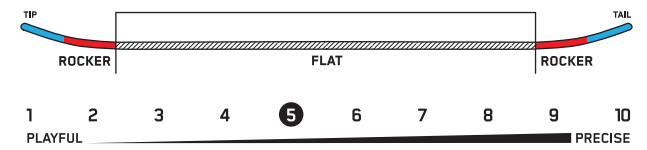


KEY FEATURES
 Twin Rocker Profile, Catch-Free™ Tune, Aspen Core, Integrated Barcodes, Extruded 2000 Base, 2x4 Inserts

CONSTRUCTION



SHAPE | BASELINE



SIZE CM	EFF. EDGE CM	TIP/WAIST/TAIL MM	SIDECUT M	STANCE IN	SETBACK IN	WT RANGE LBS	WT RANGE KG
140	112	27.2-23.3-27.2	6.80	18.5	CENTERED	90 - 160 +	41 - 73 +
145	114	27.5-23.4-27.5	7.00	19	CENTERED	90 - 160 +	41 - 73 +
150	117	28.2-24.4-28.2	7.80	21	CENTERED	100 - 170 +	45 - 77 +
155	119	28.8-24.7-28.8	8.00	21	CENTERED	110 - 190 +	50 - 86 +
160	124	29.5-25.1-29.5	8.50	22	CENTERED	130 - 220 +	59 - 100 +
157W	119	30.1-26.0-30.1	8.20	22	CENTERED	130 - 210 +	59 - 95 +
161W	122	30.5-26.3-30.5	8.50	22	CENTERED	130 - 220 +	59 - 100 +
165W	127	31.1-26.6-31.1	8.80	23	CENTERED	130 - 220 +	59 - 100 +

MAYSIS RENTAL



KEY FEATURES

Boa® Fit System with Lace Protector, Rubber Reinforced Upper with HDR Premium Synthetics and Endo™ 2.0, Intuition® Control Foam 3D Liner, Boa® Conda™ Liner Lacing, Size Indicator Color Coding, Integrated Barcode Windows



7-13 US (1/2 sizes 8, 9, 10, 11)
39.5 - 48 EU

RAIDER RENTAL



KEY FEATURES

Boa® Fit System with Lace Protector, Rubber Reinforced Flex Zone Upper with HDR Premium Synthetics, Intuition® Comfort Foam 3D Liner, Fast-In Liner Lacing, Rental Rubber Light Outsole, Size Indicator Color Coding, Integrated Barcode Windows



5-15 US (1/2 sizes 5, 6, 7, 8, 9, 10, 11)
37 - 50 EU

HAVEN RENTAL



KEY FEATURES

Boa® Fit System with Lace Protector, Rubber Reinforced Flex Zone Upper with HDR Premium Synthetics, Intuition® Comfort Foam 3D Liner, Fast-In Liner Lacing, Rental Rubber Light Outsole, Size Indicator Color Coding, Integrated Barcode Windows



5-11 US (1/2 sizes 6, 7, 8, 9)
35.5 - 43.5 EU

VANDAL RENTAL



KEY FEATURES

Youth Boa® Fit System with Lace Protector, Linerless Construction, Rental Outsole, Size Indicator Color Coding, Integrated Barcode Windows, Grows-A-Long Shims



11k-5 US
29.5 - 36.5 EU

SR1 RENTAL



SMALL MEDIUM LARGE X-LARGE

KEY FEATURES

K2 Rental Disc with Tool-less Adjustment, Size Indicator Color Coding with Integrated Barcode, Paddless straps, Integrated EZ Feed Housing, Fusion™ Chassis, AT Nylon Highback



Sizing: Youth, Adult

VERDICT RENTAL



SIZES



KEY FEATURES

Construction - Hard-Shell, Liner - Full-Wrap, Fit System - K2Dialed™, Ventilation System - Passive Channel, Weight - 470gt

CERTIFICATION

ASTM F2040, CPSC (16 CFR 1203), EN1077: 2007 (Class B), EN1078:2012 + A1:2012

ENTITY YOUTH RENTAL



SIZES



KEY FEATURES

Construction - Hard-Shell, Liner - Full-Wrap, Fit System - K2Dialed™, Ventilation System - Passive Channel, Weight - 480g

CERTIFICATION

ASTM F2040, CPSC (16 CFR 1203), EN1077: 2007 (Class B), EN1078:2012 + A1:2012

RENTAL COLOR SIZING CHART

BOOT SIZE- US	11K	12K	13K	1	2	3	4	5	6	7	8	9	10	11	12	13	14	15																					
BOOT SIZE - EU	29.5	30.5	31.5	32.5	33.5	34.5	35.5	36.5	38	39.5	40.5	42	43.5	44.5	46	48	49	50																					
COLOR	Green				Blue				Red				Yellow																										
BINDING SIZE	Small				Medium				Large				X-Large																										
SUGGESTED BOARD					110																																		
					120																																		
					130																																		
									140																														
													145																										
																	150																						
																					155																		
																									160														
																													157W										
																																	161W						
																																				165W			
<p>BOOT & BINDING COLOR CORRELATE FOR SIZE REFERENCE / BOARD COLORS SEPARATE THE SIZES FOR EASY SELECTION, BUT DO NOT CORRELATE TO BOOT & BINDING COLORS</p>																																							

HELMETS



ALL NEW DIVERSION MIPS

KEY FEATURES
 Construction - Hybrid
 Tech Form Liner - Wrap
 Fit System - 360 K2Dialed™
 Ventilation System - Dual Active Matrix
 Weight - 430g
 Baseline Audio System
 MIPS

CERTIFICATION
 Bike Certified / ASTM F2040, CPSC (16 CFR 1203), EN1077: 2007 (Class B), EN1078:2012 + A1:2012

COLORWAYS



S, M, L, XL

DIVERSION

KEY FEATURES
 Construction - Hybrid
 Tech Form Liner - Wrap
 Fit System - 360 K2Dialed™
 Ventilation System - Dual Active Matrix
 Weight - 430g
 Baseline Audio System

CERTIFICATION
 Bike Certified / ASTM F2040, CPSC (16 CFR 1203), EN1077: 2007 (Class B), EN1078:2012 + A1:2012

COLORWAYS



S, M, L, XL

ROUTE

KEY FEATURES
 Construction - In-Mold
 Liner - In-Mold Heat Sealed + Molded Earpads
 Fit System - BOA® 360 Fit System
 Ventilation System - Passive Channel
 Weight - 320g
 Features - Removable Ear Pad

CERTIFICATION
 Bike Certified / ASTM F2040, CPSC (16 CFR 1203) / EN1077: 2007 (Class B), EN1078:2012 + A1:2012

COLORWAYS



S, M, L, XL

STASH

KEY FEATURES

Construction - In-Mold
 Liner - Convertible Full Wrap
 Fit System - 360 K2Dialed™
 Ventilation System -
 Passive Channel
 Weight - 380g
 Magna-Snap Goggle Clip

CERTIFICATION

Bike Certified / ASTM F2040, CPSC (16 CFR 1203),
 EN1077: 2007 (Class B), EN1078:2012 + A1:2012

COLORWAYS



S, M, L, XL



THRIVE

KEY FEATURES

Construction - Hardshell
 Liner - Full Wrap
 Fit System - K2Dialed™
 Ventilation System - Passive-Channel
 Weight - 500g

CERTIFICATION

Bike Certified / ASTM F2040, CPSC (16 CFR 1203)/
 EN1077: 2007 (Class B), EN1078:2012 + A1:2012

COLORWAYS



S, M, L, XL



ALL NEW

PHASE MIPS

KEY FEATURES

Construction - Hard-Shell
 Liner - Full Wrap
 Fit System - K2Dialed™
 Ventilation System - Active Matrix
 Weight - 490g
 Baseline Audio System
 MIPS

CERTIFICATION

ASTM F2040 / EN1077: 2007 (Class B)

COLORWAYS



S, M, L, XL



VERDICT

KEY FEATURES

Construction - Hardshell
 Liner - Full Wrap
 Fit System - K2Dialed™
 Ventilation System -
 Passive Channel
 Weight - 470g

CERTIFICATION

Bike Certified / ASTM F2040, CPSC (16 CFR 1203)/
 EN1077: 2007 (Class B), EN1078:2012 + A1:2012

COLORWAYS



S, M, L, XL



PHASE PRO

KEY FEATURES

Construction - Hard-Shell
 Liner - Full Wrap
 Fit System - K2Dialed™
 Ventilation System - Active Matrix
 Weight - 490g
 Baseline Audio System
 MIPS

CERTIFICATION

ASTM F2040 / EN1077: 2007 (Class B)

COLORWAYS



S, M, L, XL



ALL NEW

VIRTUE MIPS

KEY FEATURES

Construction - Hybrid
 Liner - Tech Form Wrap
 Fit System - 360 K2Dialed™ Fit
 Ventilation System -
 Dual Active Matrix
 Weight - 430g
 Baseline Audio System
 MIPS

CERTIFICATION

Bike Certified / ASTM F2040, CPSC (16 CFR 1203),
 EN1077: 2007 (Class B), EN1078:2012 + A1:2012

COLORWAYS



S, M





VIRTUE

KEY FEATURES

Construction - Hybrid
 Liner - Tech Form Wrap
 Fit System - 360 K2Dialed™ Fit
 Ventilation System -
 Dual Active Matrix
 Weight - 430g
 Baseline Audio System

S, M

CERTIFICATION

Bike Certified / ASTM F2040, CPSC (16 CFR 1203),
 EN1077: 2007 (Class B), EN1078:2012 + A1:2012

COLORWAYS



BLACK

NEW PEARL WHITE

NEW WHITE



EMPHASIS

KEY FEATURES

Construction - Hard-Shell
 Liner - Washable Full-Wrap
 Fit System - K2Dialed™ Fit
 Ventilation System -
 Active Matrix
 Weight - 490g
 Baseline Audio System

S, M

CERTIFICATION

STM F2040 / EN1077: 2007 (Class B)

COLORWAYS



NEW MATTE PEARL CHARCOAL

NEW FOREST GREEN

BLACK



ALL NEW MERIDIAN

KEY FEATURES

Construction - In-Mold
 Liner - Convertible Full Wrap
 Fit System - 360 K2Dialed™
 Ventilation System -
 Passive Channel
 Weight - 380g
 Magna-Snap Goggle Clip

S, M

CERTIFICATION

Bike Certified / ASTM F2040, CPSC (16 CFR 1203),
 EN1077: 2007 (Class B), EN1078:2012 + A1:2012

COLORWAYS



NEW CORAL

NEW MATTE PEARL WHITE

NEW MATTE PEARL BLACK



ILLUSION

KEY FEATURES

Construction - In-Mold
 Liner - Full-Wrap Liner
 Fit System - K2Dialed™ Fit
 Ventilation - Passive-Channel
 Weight - 368g

XS, S

CERTIFICATION

ASTM F2040 / EN1077: 2007 (Class B)

COLORWAYS



PINK

BLACK



ALL NEW EMPHASIS MIPS

KEY FEATURES

Construction - Hard-Shell
 Liner - Washable Full-Wrap
 Fit System - K2Dialed™ Fit
 Ventilation System -
 Active Matrix
 Weight - 490g
 Baseline Audio System

S, M

CERTIFICATION

STM F2040 / EN1077: 2007 (Class B)

COLORWAYS



FOREST GREEN

CHARCOAL

BLACK



ENTITY

KEY FEATURES


Construction - Hard-Shell
 Liner - Full-Wrap
 Fit System - K2Dialed™ Fit
 Ventilation - Passive-Channel
 Weight - 480g

XS, S

CERTIFICATION

Bike Certified / ASTM F2040, CPSC (16 CFR 1203)
 / EN1077: 2007 (Class B), EN1078:2012 + A1:2012

COLORWAYS



CORAL

LIZARD TAIL

BLACK

SNOWBOARD TECHNOLOGY

WARRANTY

We stand by our snowboards. Unless otherwise stated, K2 places a three (3) year warranty on all 2020 Snowboards, guaranteeing that they are free of defects in regards to materials or craftsmanship.



3 YEAR WARRANTY

All K2 Snowboards come with a three (3) year warranty against manufacturer's defects.



5 YEAR WARRANTY

All snowboards featuring our Bambooyah™ Core come with a five (5) year warranty against manufacturer's defects.

PERFORMANCE & FEEL

The materials and technology found on the inside of each one of our snowboards affect the personality and performance. When it comes to choosing the right snowboard for you, it is important to take height, weight, stability, power transfer, sidecut, flex, and more into consideration. Flex is often seen as the most important - as it will dictate how you are able to control your board on-snow. Simply put, our flex spectrum runs from PLAYFUL to PRECISE.



In general, more PLAYFUL boards are great for learning how to link turns, press rails, and overall board handling.

In general, more PRECISE boards are often more stable at speed, have more pop, and have more energy than their playful counterparts.



RAILS/PARK

Boxes, rails, bonks, and jibs on-hill or in the streets.



JUMPS/PIPE

Kickers, hips, transitions, and stunt-ditches



GROOMERS

Fresh corduroy.



POWDER

That deep, deep white goodness.

BASES

CARBON INFUSED 5500 SINTERED BASE

Fast, light, and strong. Our Carbon Infused 5500 base is the cream of the crop. By adding carbon to a sintered base, we've increased wax retention and decreased drag for a faster, smoother ride.

SINTERED 4000 BASE

Our Sintered 4000 base absorbs wax deep into the material for relentless glide and unrivaled durability.

EXTRUDED 2000 BASE

Our Extruded 2000 base delivers a consistent glide and is easy to maintain and repair.

STONE GROUND BASES

K2 offers a Stone Ground finish on boards leaving directly from our factory. This ensures that our snowboards arrive to our customers with a flat, open p-tex base that is structured to perform well in all snow conditions, properly absorb wax, and glide faster than a belt sanded board.

CATCH-FREE TUNE

By bringing the contact points out of the snow, this beginner-friendly tune ensures linking turns without a catch. This small amount of bevel in the tip and tail aids in more confidence throughout the learning curve and unlocks faster progression on all terrain.

CORES/LUMBER

NEW! BAMBOOYAH™ PRO CORE

Our all new Bambooyah™ Pro Core takes a decade of bamboo cores and takes it up another notch. Equal parts performance, renewable, and durable, we've blended three different species of wood to create the most premium core in our offering. Bamboo and aspen are placed at 30 ° underfoot to supercharge the edge to edge response and increase the pressure distribution along the edge. We've also placed lightweight paulownia in the tip and tail help to reduce swingweight and complementary tip to tail bamboo stringers help with snap, stability, and damping.

BAMBOOYAH™ BLENDED CORE

Taking influence from skateboard manufacturing, our Bambooyah™ blended cores are stronger than hell. Bamboo possesses a higher tensile strength than steel and withstands compression better than concrete, and that's why we offer these boards complete with a five year warranty.

BAP CORE

We've blended three species of renewable timber to assemble a core that's strong, lightweight, and designed to enhance dampening without the addition of other materials.

ASPEN CORE

A single species of wood ensures a proven flex, durability, and snap.

RHYTHM CORE

Uniquely shaped and designed to complement the mechanics, geometry, and riding style of female snowboarders.

CORE ADDITIVES

SPACEGLASS™

An American made Aerospace grade preure fiberglass core insert used to provide unmatched structural performance at reduced weight. SpaceGlass™ inserts increase edge hold along contact points, reduce chatter, and provide unequalled durability.

SPECTRAL BRAID™

Spectral Braid is a first of its kind variable angle reinforcement (Patent Pending) that allows for precision tuned torsion and flex by altering the fiber orientation along the length of the snowboards. Lively, energetic, and remarkably composed; snowboards with K2's Spectral Braid have stability and control in spades while remaining hyper-maneuverable.

- Designed to enhance stability and control in all snow types, TORSION CONTROL DESIGN combines a progressive torsional flex, with a balanced and even longitudinal profile. Torsionally stiffest in the tip and tail, and more relaxed between the inserts, K2 Snowboards with TCD have both powerful, precise turn initiation and smooth, consistent release in all snow types.

NEW! CARBON POWER FORK™

Equal parts snap and energy transfer, the ultra lightweight Carbon Power Fork™ additives are dynamically flexing to optimize the performance in a snowboard. Carbon Power Fork™ additives are strategically shaped to offer greater response and energy return by increasing the width toward the tail - allowing for more material to be engaged, and more energy to be created the harder the tail is flexed.

OLLIE BAR™

Built in place in a pre-loaded cambered shape and placed between the binding inserts, the Ollie Bar™ helps by adding extra snap between the feet to create the ultimate amount of pop. Carbon Torque Forks™ | Carbon fiber stringers in a V-shape that extend from just outside of the inserts to the contact points in the tip and tail for added pop, responsive, and stability in all conditions.

CARBON DARKWEB™

A carbon fiber X-pattern that is strategically placed underfoot and extending out to the contact points to aid in pop, stability, energy transfer. DarkWeb™ is built to speed up edge-to-edge transitions, and keeping you in control at all times.

HONEYKOMB™

Aerospace grade Honeycomb that is strategically placed into the core to significantly reduce weight and create a more nimble board without sacrificing performance.

UNDERFOOT REINFORCEMENT

Fiberglass reinforced binding patches placed underneath the binding mount area to increase board strength and decrease board breakages outside the binding. These reinforcements give riders the best bang for your buck when it comes to durability and come standard on all men's and women's K2 boards.

GLASS TECHNOLOGY

ICG CARBON GLASS™

Integrating tip-to-tail carbon fiber stringers into fiberglass layups ensures a smooth power release in and out of turns while increasing pop, liveliness, and longevity of the snowboard without adding unnecessary rigidity. We offer ICG™ Glass in two variations; ICG™ 10 Biax and ICG™ 20 Triax.

TRIAxIAL GLASS

A glass laminate with diagonal layers that adds torsional stiffness for increased stability and improved edge hold. The fibers three layers of fibers are woven at 45 °, 45 °, and 0 °. This makes for a more responsive ride longitudinally and torsionally.

BIAXIAL GLASS

Smooth all-purpose performance with a no-frills design. Fibers are woven together at 0 ° and 90 °, creating a more forgiving flex pattern.

SNOWBOARD TECHNOLOGY CONT.

SHAPES, CONSTRUCTIONS & K2 EXCLUSIVES

VOLUME SHIFT™

We've moved volume from the tips and tails of traditional snowboard shapes and placed it underfoot where it can be better controlled. This makes a wider, shorter design that maintains the same float and stability of a traditional board, but increases mobility and maneuverability. More slashing and better lines in the trees are now a reality.

HYBRITECH™ CONSTRUCTION

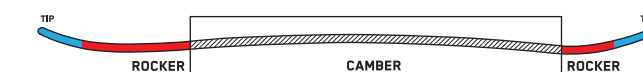
Backed by years of rigorous testing, Hybritech is the lightest weight, most durable snowboard construction on the market. Removing all excess sidewall material in the tip and tail and adding a 3D capped edge to increase the bond strength of the fiberglass and decrease the swing weight of the board is what makes Hybritech so revolutionary. Our boards will spin faster, maneuver easier, and last longer than any other boards on the market.

SINTERED P-TEX SIDEWALLS

By using a profiled Sintered 4000 P-Tex material for the sidewalls in all of our snowboards, we are able to offer riders a host of benefits. P-Tex sidewalls are durable and impact resistant, provide a smoother, damper ride, and helps us to reduce waste in the production process.

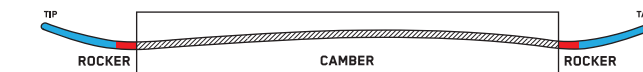
PROFILE OVERVIEW

Simply put, profile is the tip to tail curve on the bottom of the snowboard. This "profile" can be described as Rocker, Camber, Flat, or any combination of these. K2 offers multiple Profile options, hand picked by model and tailored to work in harmony with the materials and core profile to ensure the best possible riding experience.



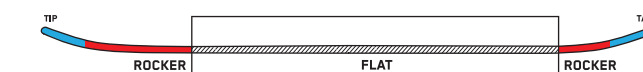
DIRECTIONAL COMBINATION CAMBER PROFILE

The best of both worlds. By blending both traditional Camber and Rocker profiles, Combination Camber gives you all the benefits of both; the pop and precision of camber, and the float and predictability of rocker.



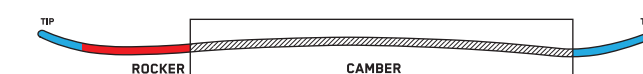
TWIN COMBINATION CAMBER PROFILE

The best of both worlds. By blending both traditional Camber and Rocker profiles, Combination Camber gives you all the benefits of both; the pop and precision of camber, and the float and predictability of rocker.



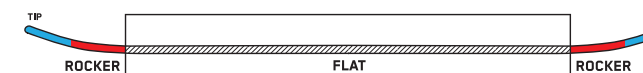
DIRECTIONAL ROCKER PROFILE

An all-purpose profile designed to be the perfect companion for the all-terrain snowboarder. Directional Rocker Profile has medium-rise rocker in the tip, flat in the middle of the board, and low-rise rocker in the tail, allowing for effortless turns on hardpack and ample float in soft snow and crud.



DIRECTIONAL CAMBER PROFILE

The most responsive camber profile in the line features camber running from in front of the front foot to the tail of the board with slight early rise in the nose. This gives the rider the most precision and control possible in any terrain while still floating effortlessly in the deep stuff.



TWIN ROCKER PROFILE

A versatile twin-rocker design built to dominate any freestyle line. Just enough rise in the tip and tail to create a loose, buttery feel without sacrificing pop and response. *Camber Profile Additives

TWEAKEND™

We've extended the rocker all the way out to the absolute ends of the board, and for good reason! This unlocks new ride-able surface area and gives you a bigger, more stable platform to press, float, and land on.

MODEL NAME	SHAPE	BASELINE	SHAPE NOTES	BASE	CORE	GLASS	ADDITIVE	INSERTS	SPLIT KIT	PERFORMANCE																													
	DIRECTIONAL	TWIN	CAMBER	COMBINATION CAMBER	ROCKER	CATCH FREE™ TUNE	VOLUME SHIFT™	TRADITIONAL SHAPE	TWEEKEND™	TAPERED DIRECTIONAL	CARBON INFUSED 5500 SINTERED	SINTERED 4000	EXTRUDED 2000	BAMBOOYAH™ PRO	BAMBOOYAH™	BAP	ASPEN	RHYTHM™	NOODLE	ICG™ 20 TRIAX GLASS WITH CARBON	ICG™ 10 BIAx GLASS WITH CARBON	TRIAx	BIAx	SPECTRAL BRAID	SPACEGLASS™	CARBON POWER FORK	CARBON DARK WEB™	CARBON TORQUE FORK™	OLLIE BAR™	HONEYCOMB™	2 X 4	4 X 4	SPLITRACK™	SKINS AND PUCKS	FLEX	RAILS/JIB	JUMPS/PIPE	GROOMERS	POWDER
Niseko Pleasures	*		*			*		*	*	*	*			*								*									*				6	1	3	10	10
Simple Pleasures	*		*			*		*	*	*	*			*									*								*				7	1	3	10	10
Overboard	*		*			*		*	*	*	*			*			*					*								*				8	2	5	8	10	
Cool Bean	*		*			*		*	*	*	*			*			*					*								*				6	1	3	7	10	
Party Platter	*		*			*		*	*	*	*			*			*					*								*				5	6	6	7	7	
Alchemist	*		*			*		*	*	*	*			*			*					*			*	*	*			*				9	4	8	7	8	
Manifest Team	*		*			*		*	*	*	*			*			*					*						*		*				7	7	9	6	6	
Manifest	*		*			*		*	*	*	*			*			*					*						*		*				7	7	9	6	6	
Medium	*		*			*		*	*	*	*			*			*					*					*	*	*		*			6	9	9	5	3	
Instrument	*		*			*		*	*	*	*			*			*					*					*	*	*		*			7	4	6	9	8	
Bottle Rocket	*		*			*		*	*	*	*			*			*					*					*	*	*		*			5	10	7	5	5	
Broadcast	*		*			*		*	*	*	*			*			*					*					*	*	*		*			7	4	7	6	7	
Afterblack	*		*			*		*	*	*	*			*			*					*					*	*	*		*			6	9	8	5	5	
Raygun Pop	*		*			*		*	*	*	*			*			*					*					*	*	*		*			6	5	5	6	6	
Raygun	*		*			*		*	*	*	*			*			*					*					*	*	*		*			5	5	5	6	7	
WWW	*		*			*		*	*	*	*			*			*					*					*	*	*		*			4	9	5	4	3	
Standard	*		*			*		*	*	*	*			*			*					*					*	*	*		*			4	4	5	6	5	
Outline	*		*			*		*	*	*	*			*			*					*					*	*	*		*			7	4	7	7	7	
Wild Heart	*		*			*		*	*	*	*			*			*					*					*	*	*		*			6	4	6	8	8	
Cold Shoulder	*		*			*		*	*	*	*			*			*					*					*	*	*		*			5	5	7	6	6	
Spellcaster	*		*			*		*	*	*	*			*			*					*					*	*	*		*			5	9	9	5	5	
Dreamsicle	*		*			*		*	*	*	*			*			*					*					*	*	*		*			4	5	4	6	6	
Lime Lite	*		*			*		*	*	*	*			*			*					*					*	*	*		*			4	9	6	5	4	
First Lite	*		*			*		*	*	*	*			*			*					*					*	*	*		*			3	5	4	6	6	
Vandal	*		*			*		*	*	*	*			*			*					*					*	*	*		*			3	7	6	5	3	
Kandi	*		*			*		*	*	*	*			*			*					*					*	*	*		*			3	7	6	5	3	
Mini Turbo	*		*			*		*	*	*	*			*			*					*					*	*	*		*			2	5	5	5	3	
Lil' Kat	*		*			*		*	*	*	*			*			*					*					*	*	*		*			2	5	5	5	3	
Marauder Split Kit	*		*			*		*	*	*	*			*			*					*					*	*	*		*			7	1	1	4	5	
Split Bean Split Kit	*		*			*		*	*	*	*			*			*					*					*	*	*		*			7	0	0	3	5	
Rental	*		*			*		*	*	*	*			*			*					*					*	*	*		*			7					
Rental Kids	*		*			*		*	*	*	*			*			*					*					*	*	*		*								
Broadcast Rental	*		*			*		*	*	*	*			*			*					*					*	*	*		*			7					
Raygun Rental	*		*			*		*	*	*	*			*			*					*					*	*	*		*			6					
Dreamsicle Rental	*		*			*		*	*	*	*			*			*					*					*	*	*		*			4					



BINDING TECHNOLOGY

WARRANTY INFORMATION

K2 warrants these snowboard bindings to be free from defects in materials and workmanship for a period of (1) year from the original date of purchase at retail.

100% TOOL-LESS ADJUSTMENTS

Our traditional bindings are 100% tool-less adjustment. Ankle straps and highbacks can be adjusted with the human hands, and ankle straps can be moved with the pop of a lever. Keep it simple and enjoy.

CHASSIS

SPLITBOARD-SPECIFIC ALUMINUM

Based off a tried and true splitboard baseplate, this chassis works with a splitboard puck-mount system and features an easy-to-use rail and hook system for the interchange between walk and ride modes.

PROFUSION™

Simple, tough, and lightweight, the ProFusion™ chassis is the go-to standard in the K2 binding collection. On-board tool-less power ramp and toe strap adjustments are paired with multiple ankle-strap mount points to help dial in perfect fit and ideal power transfer.

TRIPOD™

A way to rethink the traditional binding baseplate design. Designed to act as the most biomechanically efficient chassis possible, the TriPod™ baseplate features power transmission pods that coincide with the three points of contact of the foot and is designed to flex the way that the foot is naturally meant to.

A-LINE™

Our female-specific A-Line™ chassis is a one-piece design for lightweight performance, power, and comfort. This polycarbonate baseplate was designed in collaboration with our Women's Alliance™ product group and is fully outfitted with tool-less adjustment for a custom fit.

CLICKER™ STEP-IN

The original Clicker™ bindings, reintroduced with a canted footbed. Crafted out of lightweight aluminum, the Clicker™ system is the most time-tested step-in system on the market.

HIGHBACKS

GAP ERASER™

Gap Eraser™ technology completely eliminates all gapping between boot, highback, and heelcup, creating an even stronger bond between you and your snowboard.

TWEAKBACK™

Tweakback™ highbacks are constructed using an injected urethane that is formulated to perform in cold temperatures and will allow you to flex the highback to its limit without any distortion.

ALL-TERRAIN

The most durable temperature resistant highback shapes that make every K2 binding model perform best for its designed purpose. Available in both Nylon and Polycarbonate materials.

ECLIPSE™ HIGHBACK

Slightly shorter than it's men's counterparts and uses female-specific geometry to ensure maximum comfort and performance.

RATCHETS

NEW* ULTRA RADCHET™

Lightweight fixed-pivot aluminum ratchet constructed from T6061 Aluminum.

HELLA RADCHET™

Large release lever for super easy exit and resin composite construction for lightweight durability.

EZ FEED RATCHETS™

A wider, tapered ladder opening allows for the easiest of entry.

FOOTBED & DISC

3° CANTED FOOTBED

Canted 3° to match your natural leg position during riding. More support to the outside of the foot provides improved control while reducing fatigue.

ADJUSTABLE POWER RAMP

Tool-less adjustment design built right into the integrated, full coverage, seamless EVA footbed.

SHIFT DISC

Power transfer, energy transfer, and more. Our shift disc works with our ProFusion™ chassis and works with 4 hole, 3 hole, and channel mounts.

MINI DISC

Compatible with our TriPod™ Chassis, the mini disc takes up a smaller footprint when mounted, allows for uninhibited board flex, and fits with 4 hole, 3 hole, and channel mounts.

BINDING SIZING				
PROFUSION™ / TRIPOD™	M	L	XL	
US Men	5-9	8-12	11-15	
US Women	6-10	9+		
EU	36-41.5	40.5-44.5	44.5-50	
CM	23-27	26-30	29-33	
UK	4-7.5	7-10.5	10-14	
FAR OUT BINDING				
S	M	L		
US Men	4-7.5	8-10.5	11+	
EU	35.5 - 41	41-44.5	44.5 +	
CM	22.5 - 25	25.4 - 27.5	27.9 +	
UK	3-6.5	7 - 10	10.5+	
A-LINE	S(W)	M(W)	L(W)	
US Women	3-6	6-9	9-12	
EU	33-36	36-40	40-43.5	
CM	20-23	23-26	26-29	
UK	1-3.5	3.5-6.5	6.5-9.5	
GROMS				
VANDAL	KAT			
US Men	5-9			
US Women	6-10	6-9		
EU	36-41.5	36-40		
CM	23-27	23-26		
UK	4-7.5	3.5-6.5		
JUNIOR				
XS	S			
US JR	11-1	2-5		
EU JR	29-33.5	34-38		
CM JR	16-19	20-23		
UK JR	10-13	1-4		

STRAPS AND ADDITIVES

SENDER™

Padless and responsive. The Sender™ ankle strap is a comfortable and low-profile ankle strap that was built to optimize power transfer and look damn good.

BENDER™

Twist and shout. Our Bender™ strap is our most flexible padless ankle strap option. We created it with the aim to improve freestyle mobility and help you tweak until those bindings creak.

P.I.

Available on our Sonic and Cassette binding models, our new P.I. ankle strap is forgiving, comfortable, and lightweight.

CUSTOM CADDI™

The foundation of our strap offering, this proven design features ladder covers and durable PU laminates.

ASYM STRAP™

3D contoured shape with a narrower waist profile focuses this design on fit and flex.

PERFECT FIT™ 2.0

Fitting good and looking better. The Perfect Fit™ 2.0 Strap's engineered to provide maximum adjustability, and fit each and every boot, no matter the brand.

PERFECT FIT™

Hinged design fits any boot toe shape, holds well, and sits in a low-profile configuration.

CAM LOCK™ CENTER ADJUSTING

Center and adjust your straps with your gloves on.

HINGE MOUNT™

The hinge mount ensures your ankle straps easily stay out of the way.

TOOL-LESS UNIVERSAL™

Tool-less adjustment allows for on-board, on-the-fly changes.

BINDING TECHNOLOGY CONT.

MODEL	CHASSIS MATERIAL	CHASSIS	FOOTBED	ADJUSTMENTS	HIGHBACK & FEATURES	ANKLE STRAP	TOE STRAP	RATCHETS	FLEX
	ALUMINUM GF NYLON PERFORMANCE PC FLEX NYLON	SPLITBOARD SPECIFIC W/ PUCK MOUNTING PROFUSION™ TRIPOD™ URETHANE DAMPENERS A-LINE™ CLICKER™ FUSION™ MULTI-COMPATIBLE DISC MINI DISC	3° CANTING SEAMLESS EVA FOOTBED TOE AND HEEL EVA FOOTBED TOE AND HEEL FORMED EVA FOOTBED	100% TOOLLESS ADJUSTMENT ADJUSTABLE POWER RAMP ON-BOARD TOE ADJUST HEEL LOCKBLOCK TUNEABLE TRIPOD CONTACT PODS ONE-TOOL ADJUSTMENT	LEXAN POLYCARBONATE ALL-TERRAIN NYLON TWEAKBACK™ POLYCARBONATE ECLIPSE™ FORWARD LEAN ADJUSTMENT AIRLOCK FORWARD LEAN ADJUSTMENT TOOL-LESS FORWARD LEAN ADJUSTMENT SENDER™ STRAP BENDER™ STRAP 3D ANKLE STRAP PADDED STITCHED STRAP EVA PADDED STRAP YOUHT SINGLE STRAP RENTAL INJECTED STRAP CAM-LOCK™ CENTERING HINGE MOUNT PERFECT FIT™ CAM-LOCK CENTERING PERFECT FIT™ 2.0 ALUMINUM FIXED-PIVOT RATCHET INTEGRATED EZ FEED HOUSING MEGA PC LEVER EZ FEED FUNNEL CINCH DRAG RATCHET FLEX RATING				
FAROUT	•	•			•	•	•	•	7
LIEN AT	•		•	•		•	•	•	7
FORMULA	•	•			•	•	•	•	6
LINE UP	•	•	•	•		•	•	•	4
INDY	•	•	•	•		•	•	•	4
SONIC	•	•	•	•		•	•	•	3
CINCH TS	•	•	•	•		•	•		6
CINCH TC	•		•	•		•	•		6
CINCH TRYST	•	•	•	•		•	•		6
CLICKER™	•			•					4
HUE	•	•	•	•	•	•	•	•	6
MERIDIAN	•	•	•	•		•	•	•	5
BEDFORD	•	•	•	•		•	•	•	4
CASSETTE	•	•	•	•		•	•	•	3
VANDAL	•	•	•	•		•	•	•	2
KAT	•	•	•	•		•	•	•	2
MINI TURBO	•			•		•	•	•	2
LIL KAT	•			•		•	•		2
SR1 RENTAL	•		•	•		•	•	•	5

BOOT TECHNOLOGY



**THE BOA®
GUARANTEE**

THE ORIGINAL BOA® BOOT COMPANY

Introducing Boa® Fit System to the snowboard market well over a decade ago, K2 believes that now, more than ever, Boa® is a standout advantage.

SHELL LACING

FOCUS AND ZONAL BOA® FIT SYSTEM

A two reel Boa® Fit System that allows for the upper and lower zones of the boot to be tightened independently.

BOA® FIT SYSTEM AND COILER BOA® FIT SYSTEM

A cable and reel based lacing system that creates even tension and easy lacing operation. This system features low friction guides for even tightening. Boa® Coiler works to automatically retract lace slack so your boots stay nice and neat.

TRADITIONAL LACE

No wires, reels, or pulls needed. Our braided textile laces offer a tried and true feel and customizable fit.

LACE LOCK

Positioned at the transition to the instep to give you a quick and easy ability to zonally lace your boots and keep them that way.

LINER LACING



BOA® CONDA™

A patented K2 liner lacing system that uses a urethane harness to gently hug your ankle, creating unrivaled heel hold. Boa® Conda™ allows for adjusting liner tightness and heel hold on the fly from outside of the boot, even with gloves on.

BOA® MOBILITY CONDA™

Everything you love about Boa® Conda™ with a narrower lace path that allows a bit more freedom to tweak.

3-POINT HARNESS

The 3-Point Harness is a straightforward solution that doesn't skimp on support. This system aims to optimize heel hold, while providing ankle support and unrivaled stability to help reduce fatigue..

REMOVABLE 3-POINT HARNESS

Now with the ability to choose your fit with our removable harness that locks to the shell to give you the choice of the amount of hold you want. Found on the Taro Tamai Snowsurfer and TT Women's models.

FAST-IN

No frills adjustment and locks solid for all day fit and comfort. Easy to use and comfortable all day long.

LINER CONSTRUCTION

K2 AND INTUITION®

Using Intuition® EVA, a patented foam developed specifically to be lightweight, moldable, flexible, and durable, K2 aims to create the most comfortable and best performing snowboard boot liners in the world.

INTUITION® SPACEHEATER™

A liner designed for comfort and warmth, from start to finish. It features reflective heat blanket panels that work to trap heat in and keep cold out. These reflective heat blankets work alongside heat moldable Intuition® foam, internal J-Bars, and 3D molded dual-density EVA insoles to keep your foot comfortable and warm all day long.



INTUITION® PRO FOAM 3D

Our most supportive liner, featuring a high-density Intuition® foam for added support without sacrificing comfort. This liner features both internal and external J-Bars around the ankles, where extra support is needed.

INTUITION® CONTROL FOAM 3D

Built with a blend of high and medium density Intuition® foam, this is our most versatile liner. With internal and external J-Bars and a 3D molded EVA insole, the Control Foam 3D liner is built to provide all-day comfort and support.

INTUITION® COMFORT FOAM 3D

Built for comfort and long-lasting fit, this liner is a softer build and features both internal and external J-Bars for added ankle support and heel hold.

COMFORT FOAM EVA

Focused on out-of-the-box fit and lasting comfort, the Control Foam liner has a forgiving flex and is packed with internal J-Bars for added ankle support.

OUTSOLES

VIBRAM® ROLLSOLE OUTSOLE

Designed with mobility in mind, the Roll Sole™ Outsole aims at providing additional range-of-motion without sacrificing any support (thanks, Harshmellow™). This outsole is ergonomically shaped and allows riders additional maneuverability for next-level heelside carves and surf-style vibes.

VIBRAM® MOUNTAINEER OUTSOLE

The Mountaineer outsole is the first of its kind. An outsole designed specifically for snowboarding and the mountaineering that is required to get to those larger-than-life lines. With Vibram® rubber and a traditional lug design, this crampon compatible outsole is built to work with all the gear you need.

VIBRAM® V4 OUTSOLE

We've combined decades of experience with the knowledge of Vibram® to create a rough and rugged outsole focused on durability, weight reduction, grip, and a classic design. A Harshmellow™ midsole reduces impacts and vibrations to keep you feel good all day long.

THIS GRIPS! PREMIUM RUBBER OUTSOLE

A K2 exclusive built to offer the best possible performance at the lowest possible weight. An EVA midsole meets a dual rubber compound for unmatched damping and grip.

ROLLSOLE™ OUTSOLE

The RollSole Outsole aims at providing additional range-of-motion without sacrificing grip or support. This outsole is keeps the overall weight of the boot down while offering extra mobility side to side.

RUBBER LIGHT OUTSOLE

Full rubber bottom for maximum grip, durability, and impact absorbing Harshmellow™ technology.

PHYLIGHT™ OUTSOLE

This EVA outsole offers a uniform flex and the durability of a rubber outsole in a lighter-than-light package.

LOW PRO OUTSOLE

A lightweight solid rubber cupsole that grips hard and lasts long.

CLICKER™ LIGHT OUTSOLE

Focused on maximum function of the Clicker™ mechanism and optimized for lightweight traction. This outsole features a urethane midsole for damp power transfer from the Clicker™ components to your foot.

BRIGHT FUTURE OUTSOLE

Lighting up the stoke and fun for groms everywhere, this LED light powered outsole is built to be lightweight and have tons of grip for lasting the whole day.



BOOT TECHNOLOGY CONT.

BOOT MATERIALS

We've added premium materials to our snowboard boots to ensure that your boots put in as much work as you do.

REINFORCED RUBBER

Abrasion resistant reinforced outsole rubber is placed in areas of high stress to extend the life of the boot and increase durability.

HDR PREMIUM SYNTHETICS

Eight times more durable than a standard polyurethane material, HDR Premium Synthetics is a proprietary synthetic durable finish designed for extreme conditions. The dynamic resin system provides exceptional abrasion and durability performance well beyond standard synthetic materials.

HARSHMELLOW™



Harshmellow™ is a magical dampening system that replaces industry standard foam dampening materials. Harshmellow™ dampens the specific target vibration for each product and works to create the smoothest ride imaginable.

SPACEHEATER™ FOOTBED

We've gone the extra mile to ensure that you stay warm and comfortable. By adding a reflective SpaceHeater™ material to the footbed on our boots, we're helping to trap heat inside the shell.

Found On: Taro Tamai Snowsurfer, Aspect, Thraxis, Holgate, Ender, Renin, Maysis, Taro Tamai Women's, Estate, Contour

RECYCLED COFFEE MESH

With functionality and sustainability in mind, K2 coffee mesh is made from recycled post consumer coffee grounds that is combined with post consumer recycled polyester. This mesh enhances odor control and moisture management of our standard lining mesh and is made from 95% recycled material with no added chemicals.

LASTING

K2 Snowboarding uses a 1-to-1 lasting system for every liner and shell throughout the entire collection. This ensures the customer will get the best possible fit when they put their foot into a K2 snowboard boot.

TRADITIONAL LAST

Our Traditional Last is based around a D Last with 11° of forward lean.
-Available on Boundary, Lewiston, Darko, Raider, Market, Sapera, Haven, and Belief models.

PERFORMANCE LAST

Our Performance Last is based around a D Last through the forefoot with a more performance-focused heel pocket, and also features 11° of forward lean.

-Available on Aspect, Thraxis, Holgate, Renin, Ender, Maysis, Estate, Contour, and Compass models.

WIDE LAST

Our Wide Last is based around an E 6 ½ Last with 11° of forward lean. Both shell and liner at 7mm wider than our traditional last and boot shell.

-Available on Maysis Wide.

6+3 LAST

We've gone the extra mile to ensure that you stay warm and comfortable. By adding a reflective SpaceHeater™ material to the footbed on our boots, we're helping to trap heat inside the shell.

-Found On: Taro Tamai Snowsurfer, Taro Tamai Women's.

MODEL NAME	UPPER				LINER EXTRAS		LINER CONSTRUCTION				LINER LACING			FOOTBED			OUTSOLE					LACING				FLEX																					
	FLEX ZONE	ARTICULATING CUFF	HDR PREMIUM SYNTHETIC	ENDO™ CONSTRUCTION	RUBBER REINFORCED	INTERNAL J-BARS	EXTERNAL J-BARS	CORED ANKLE POCKETS	FLEX-ZONE CALF PANEL	INTUITION@SPACEHEATER	INTUITION@PRO FOAM 3D	INTUITION@CONTROL FOAM 3D	INTUITION@COMFORT FOAM 3D	RECYCLED COFFEE MESH	COMFORT FOAM EVA	BOA® CONDA™	BOA® MOBILITY CONDA™	3 POINT HARNESS	REMOVABLE 3 POINT HARNESS	FAST-IN	INTEGRATED LINER	3D FORMED DUAL DENSITY EVA	3D FORMED EVA	DIE CUT EVA	DIE CUT EVA + GROWS A LONG SHIMS	VIBRAM® ROLLSOLE	VIBRAM® MOUNTAINEER	VIBRAM® V4	THIS GRIPS! PREMIUM RUBBER	ROLLSOLE 2.0	RUBBER LIGHT	PHY-LITE	LOW-PRO DS	BRIGHT FUTURES	RENTAL	HARSHMELLOW™	BOA® STAINLESS STEEL	TX3 BOA® ROPE	H4 FOCUS BOA® FIT SYSTEM	H4 COILER BOA® FIT SYSTEM	H4/M3 ZONAL BOA® FIT SYSTEM	M1 BOA®	YOUTH BOA®	TRADITIONAL LACE	INTAGRATED LACE LOCKS	RENTAL BOA®	FLEX RATING
TARO TAMAI SNOWSURFER	*	*	*	*	*	*	*	*	*	*	*	*	*	*	*	*	*	*	*	*	*	*	*	*	*	*	*	*	*	*	*	*	*	*	*	*	*	*	*	*	*	*	*	*	*	*	4
ASPECT			*	*	*	*	*	*	*	*	*	*	*	*	*	*	*	*	*	*	*	*	*	*	*	*	*	*	*	*	*	*	*	*	*	*	*	*	*	*	*	*	*	*	*	*	9
THRAXIS	*	*	*	*	*	*	*	*	*	*	*	*	*	*	*	*	*	*	*	*	*	*	*	*	*	*	*	*	*	*	*	*	*	*	*	*	*	*	*	*	*	*	*	*	*	10	
HOLGATE	*	*	*	*	*	*	*	*	*	*	*	*	*	*	*	*	*	*	*	*	*	*	*	*	*	*	*	*	*	*	*	*	*	*	*	*	*	*	*	*	*	*	*	*	8		
RENIN	*	*	*	*	*	*	*	*	*	*	*	*	*	*	*	*	*	*	*	*	*	*	*	*	*	*	*	*	*	*	*	*	*	*	*	*	*	*	*	*	*	*	*	*	6		
ENDER	*	*	*	*	*	*	*	*	*	*	*	*	*	*	*	*	*	*	*	*	*	*	*	*	*	*	*	*	*	*	*	*	*	*	*	*	*	*	*	*	*	*	*	*	7		
MAYSIS	*	*	*	*	*	*	*	*	*	*	*	*	*	*	*	*	*	*	*	*	*	*	*	*	*	*	*	*	*	*	*	*	*	*	*	*	*	*	*	*	*	*	*	*	7		
MAYSIS WIDE	*	*	*	*	*	*	*	*	*	*	*	*	*	*	*	*	*	*	*	*	*	*	*	*	*	*	*	*	*	*	*	*	*	*	*	*	*	*	*	*	*	*	*	*	7		
BOUNDARY	*	*	*	*	*	*	*	*	*	*	*	*	*	*	*	*	*	*	*	*	*	*	*	*	*	*	*	*	*	*	*	*	*	*	*	*	*	*	*	*	*	*	*	*	6		
LEWISTON	*	*	*	*	*	*	*	*	*	*	*	*	*	*	*	*	*	*	*	*	*	*	*	*	*	*	*	*	*	*	*	*	*	*	*	*	*	*	*	*	*	*	*	*	5		
DARKO	*	*	*	*	*	*	*	*	*	*	*	*	*	*	*	*	*	*	*	*	*	*	*	*	*	*	*	*	*	*	*	*	*	*	*	*	*	*	*	*	*	*	*	*	5		
RAIDER	*	*	*	*	*	*	*	*	*	*	*	*	*	*	*	*	*	*	*	*	*	*	*	*	*	*	*	*	*	*	*	*	*	*	*	*	*	*	*	*	*	*	*	*	4		
ROSKO	*	*	*	*	*	*	*	*	*	*	*	*	*	*	*	*	*	*	*	*	*	*	*	*	*	*	*	*	*	*	*	*	*	*	*	*	*	*	*	*	*	*	*	*	4		
ROSKO LACE	*	*	*	*	*	*	*	*	*	*	*	*	*	*	*	*	*	*	*	*	*	*	*	*	*	*	*	*	*	*	*	*	*	*	*	*	*	*	*	*	*	*	*	*	4		
MARKET	*	*	*	*	*	*	*	*	*	*	*	*	*	*	*	*	*	*	*	*	*	*	*	*	*	*	*	*	*	*	*	*	*	*	*	*	*	*	*	*	*	*	*	*	3		
TT WOMEN'S	*	*	*	*	*	*	*	*	*	*	*	*	*	*	*	*	*	*	*	*	*	*	*	*	*	*	*	*	*	*	*	*	*	*	*	*	*	*	*	*	*	*	*	*	*	4	
ESTATE	*	*	*	*	*	*	*	*	*	*	*	*	*	*	*	*	*	*	*	*	*	*	*	*	*	*	*	*	*	*	*	*	*	*	*	*	*	*	*	*	*	*	*	*	6		
CONTOUR	*	*	*	*	*	*	*	*	*	*	*	*	*	*	*	*	*	*	*	*	*	*	*	*	*	*	*	*	*	*	*	*	*	*	*	*	*	*	*	*	*	*	*	*	8		
KINSLEY	*	*	*	*	*	*	*	*	*	*	*	*	*	*	*	*	*	*	*	*	*	*	*	*	*	*	*	*	*	*	*	*	*	*	*	*	*	*	*	*	*	*	*	*	6		
SAPERA	*	*	*	*	*	*	*	*	*	*	*	*	*	*	*	*	*	*	*	*	*	*	*	*	*	*	*	*	*	*	*	*	*	*	*	*	*	*	*	*	*	*	*	5			
COSMO	*	*	*	*	*	*	*	*	*	*	*	*	*	*	*	*	*	*	*	*	*	*	*	*	*	*	*	*	*	*	*	*	*	*	*	*	*	*	*	*	*	*	*	4			
HAVEN	*	*	*	*	*	*	*	*	*	*	*	*	*	*	*	*	*	*	*	*	*	*	*	*	*	*	*	*	*	*	*	*	*	*	*	*	*	*	*	*	*	*	*	4			
BENES	*	*	*	*	*	*	*	*	*	*	*	*	*	*	*	*	*	*	*	*	*	*	*	*	*	*	*	*	*	*	*	*	*	*	*	*	*	*	*	*	*	*	*	4			
BELIEF	*	*	*	*	*	*	*	*	*	*	*	*	*	*	*	*	*	*	*	*	*	*	*	*	*	*	*	*	*	*	*	*	*	*	*	*	*	*	*	*	*	*	*	3			
VANDAL	*	*	*	*	*	*	*	*	*	*	*	*	*	*	*	*	*	*	*	*	*	*	*	*	*	*	*	*	*	*	*	*	*	*	*	*	*	*	*	*	*	*	*	*	3		
MINI TURBO	*	*	*	*	*	*	*	*	*	*	*	*	*	*	*	*	*	*	*	*	*	*	*	*	*	*	*	*	*	*	*	*	*	*	*	*	*	*	*	*	*	*	*	2			
KAT	*	*	*	*	*	*	*	*	*	*	*	*	*	*	*	*	*	*	*	*	*	*	*	*	*	*	*	*	*	*	*	*	*	*	*	*	*	*	*	*	*	*	*	3			
LIL KAT	*	*	*	*	*	*	*	*	*	*	*	*	*	*	*	*	*	*	*	*	*	*	*	*	*	*	*	*	*	*	*	*	*	*	*	*	*	*	*	*	*	*	2				
MAYSIS RENTAL	*	*	*	*	*	*	*	*	*	*	*	*	*	*	*	*	*	*	*	*	*	*	*	*	*	*	*	*	*	*	*	*	*	*	*	*	*	*	*	*	*	*	*	7			
HAVEN RENTAL	*	*	*	*	*	*	*	*	*	*	*	*	*	*	*	*	*	*	*	*	*	*	*	*	*	*	*	*	*	*	*	*	*	*	*	*	*	*	*	*	*	*	*	4			
RAIDER RENTAL	*	*	*	*	*	*	*	*	*	*	*	*	*	*	*	*	*	*	*	*	*	*	*	*	*	*	*	*	*	*	*	*	*	*	*	*	*	*	*	*	*	*	*	4			
VANDAL RENTAL	*	*	*	*	*	*	*	*	*	*	*	*	*	*	*	*	*	*	*	*	*	*	*	*	*	*	*	*	*	*	*	*	*	*	*	*	*	*	*	*	*	*	2				
COMPASS CLICKER™	*	*	*	*	*	*	*	*	*	*	*	*	*	*	*	*	*	*	*	*	*	*	*	*	*	*	*	*	*	*	*	*	*	*	*	*	*	*	*	*	*	*	*	6			

THANK YOU



NOTES:

Lined area for taking notes, consisting of multiple horizontal lines.

GLOBAL CONTACT INFORMATION

MANUFACTURER & US IMPORTER - K2 SPORTS, LLC
413 Pine St. Floor 3
Seattle, WA 98101 USA

CANADA IMPORTER
1 Westside Dr #7
Toronto, Ontario M9C1B2
Canada

JAPAN IMPORTER
TMM Bldg.6F,
1-10-5, Iwamoto-Cho,
Chiyoda-Ku,
Tokyo Japan 101-0032

EURO IMPORTER
K2 SPORTS EUROPE GMBH
Seeshaupter Str. 62
82377 Penzberg
Germany

NORWAY IMPORTER
Industrievaien 29
N-2836 Biri
Norway

SNOWBOARDS

MEN'S

ALCHEMIST



157, 160, 163, 159w, 164w

MANIFEST TEAM



153, 156, 159, 162
157w, 160w, 164w

MANIFEST



153, 156, 159, 162,
157w, 160w, 164w

INSTRUMENT



151, 154, 157,
160, 163

BROADCAST



153, 156, 159, 162,
158w, 163w

RAYGUN POP



150, 153, 156, 159, 162,
157w, 160w, 164w

OUTLINE



146, 149, 154

WILDHEART



141, 146, 151

COLD SHOULDER



144, 147, 150, 153

DREAMSICLE



138, 142, 146,
149, 153

FIRST LITE



138, 142, 146,
150, 154

SPELLCASTER



140, 144, 147,
149, 152

WOMEN'S

NISEKO PLEASURES



151, 156

SIMPLE PLEASURES



151, 156

OVERBOARD



165

COOL BEAN



138, 144, 150

PARTY PLATTER



138, 142, 147,
152, 157

ENJOYER'S